

"I AM: THE GREATEST BATTLE OF YOUR LIFE"

DUDLEY'S CAVE AND THE CIRCLE OF FIRE

BOOK ONE

THE CAVERNS OF DARKNESS

Teacher's Manual

CIRCLE OF FIRE



I AM TRIBE

BY H. EUGENE JENKINS

DUDLEY'S CAVE AND THE CIRCLE OF FIRE: THE CAVERNS OF DARKNESS

Copyright 2010 by H. Eugene Jenkins

All rights reserved.

I AM: THE GREATEST BATTLE OF YOUR LIFE

Dudley's Cave and the Circle of Fire

Book One: The Caverns of Darkness

A Middle School Life Intervention Course



There's a war going on ... and you may not even be aware. It is against God's Dream for you. God had a Dream for you when He made you and He wants lovingly for you to achieve it. Unfortunately, the enemy against you is determined that you not make it. Listen carefully to the Cave lessons and use them to help you win "The Greatest Battle of Your Life", the battle for "I am" as Dreamed by "I AM".

Elijah, the Prophet of Israel, faced the dark side when he fled to his cave. But God called him forth to claim the Dream. Follow Dudley, a one year old Cockapoo puppy, and his owner, a 13 year old youth, through the "***Caverns of Darkness***" and face the darkness that tries to overcome your Dream. The Prophet Elijah will introduce you to the cave and your guide Nimbah, the "Keeper of the Cave of Wisdom". Nimbah will reveal the Caverns of Darkness to you and help you to overcome the darkness; become a part of the "I AM Tribe" around the "Circle of Fire"; and discover the Dream.

DUDLEY'S CAVE AND THE CIRCLE OF FIRE: THE CAVERNS OF DARKNESS

Course Outline

Course Introduction

Course Overview

Prelude: Dudley's Cave and the Circle of Fire

Unit 1: Into the Cave

- The First Cave Opening
- The Beginning of Wisdom
- Hiding in a Cave: Elijah's Story
- The Greatest Battle
- Moses and the Burning Bush
- The Journey of My Life
- Celebration: The Power of Celebrations

Unit 2: Who Am I

- Achieving Dreams
- Created for a Purpose
- Me and God
- Who Am I
- Celebration: The Celebration Dance

Unit 3: A Singing Heart

- Relationships
- Never Give Up
- God's Power
- God's Pure Heart
- Celebration: The Power of Rejoicing

A Note from the Author

Appendix 1: References

Appendix 2: Video Resources

Appendix 3: Props

Appendix 4: Skits

Appendix 5: Course Schedule

Appendix 6: Recreation

Appendix 7: Other Resources

Appendix 8: Craft

iAM: THE GREATEST BATTLE OF YOUR LIFE

Book One: The Caverns of Darkness

Course Introduction

This is an “intervention” course. An intervention as I use it here is an attempt to make a change in personal behavior at a specific time in a person’s life. After retirement and relocation to a small town, my wife and I were given the “opportunity” to lead a group of middle school students during our church’s Wednesday night program. If you have ever taught this age group (11 – 13 years old) or if you have children in this age group, then you surely know how frustrating and “wild” they can be at times. The reality, however, is that this period in their lives will greatly determine the path they will follow. Sadly, many will turn to the destructive forces in the world seeking fun, wealth, and power at any cost.



If, as Christian disciples, we are to reach the next generation, this age group is the critical target. This is the age group for an “intervention”. I hope this course provides the “intervention” that will result in the desired behavior change of your middle school youth ... specifically a young life dedicated to following the path to God’s Dream.

DUDLEY'S CAVE AND THE CIRCLE OF FIRE: THE CAVERNS OF DARKNESS

Course Overview

The greatest battle of our lives is to follow the path to God's Dream for each of us. God places many "signposts" along our path of life to help guide us. But if we are not looking or are distracted by the world, these signposts can go unnoticed. We can turn down a dark road away from God. Middle School students have much to distract them from these signposts. They love sports, want to be noticed, and have begun to notice the opposite sex, and bore very easily. Life is moving quickly at this age. Knowledge is growing rapidly. If one of these young people just happens to be your child, then you probably have already learned that he/she is the smartest person in the world (at least in their mind)! And you are "out of date"; don't know as much; or just don't understand.

Given the audience we have to deal with, I have chosen not to resist them, but to provide a learning experience in the style which they want to behave: shocking and fun. "If you can't beat them, join them!" Now I warn you, there will be times when you will throw up your hands in total frustration and exasperation. My wife and I have been there many times as we taught this course. Just keep reminding yourself that this age group learns in odd ways and it is a worthy mission you are undertaking: a changed life! And continue to pray for God's strength until the "intervention" happens and you see a change in their behavior toward wise choices. I recommend one male and one female teacher be used to lead this course. Many of the characters studied are male, so this teacher will play that character. Use the female leader as the "Nimbah" to conduct the cave opening.

We need to teach this age group the "Beginning of Wisdom" to see the dark and the light sides of choices they will make. Show the video "The Beginning of Wisdom – Kung Fu". You can find this video on YouTube.com or link on dudleyscave.com under "Teacher's Manual: Book One".

We believe that the "fear of God" is the beginning of Wisdom. But as the master says in the beginning of this clip, being "puzzled" is also a good start to finding wisdom. When we are puzzled, we are more open to

I AM: THE GREATEST BATTLE OF YOUR LIFE

new learning's. We hope the students in this class will become more puzzled for God and seek to learn more of His dream for them. Pay attention to the last part of the video ... good and bad grow up together. In this course, we will attempt to show youth some of the situations they will face as they grow into adulthood. Good and Bad; Righteous and Evil; Light and Darkness live side by side in the cave.

Each lesson or "Cave of Wisdom" is divided into four parts of approximately fifteen minutes each for a one hour lesson: The Burning Bush opening; The Circle of Fire Lesson; Craft Activity: Helpful Hands; and Recreation Activity: The Journey of Life.

The Cave of Wisdom


The learning environment is critical for this course to succeed with the target age group. In fact, it is the key to causing an intervention, or life change to occur. Each lesson is a "shock treatment" format and the setting establishes the attention needed. Like, "Now that I have your attention, here is what I want you to know!" With 11-13 year olds, if you can grab their attention, you are halfway to a touchdown. The environment to create is "darkness". Nothing grabs our attention more than our fear of the unknown of darkness.



Select a room with no windows, if possible, or place darkening curtains over any windows to create a cave environment. When you close the door, you should almost feel the darkness like a thick soup. Name this room "Elijah's Cave of Wisdom". It was to a cave that Elijah fled in fear of Jezebel's wrath. So afraid was Elijah that even a dark cave felt safer! Personally, I hate dark caves, and bats, and bugs, and snakes! But in this dark cave of fear, God would teach Elijah the "Dream" for his life. During this course, it is our hope and prayer that God will reveal his Dream to each student or they will at least begin looking for that Dream.

DUDLEY'S CAVE AND THE CIRCLE OF FIRE: THE CAVERNS OF DARKNESS

On one side of the room place a tall tree made of wire and “noodles” covered with brown paper and lit by a black light. Use glow in the dark paint to draw snakes or worms on the tree limbs. On the opposite side, place a small table and medium sized shrub in a pot. Inside the shrub put a Flame Light ^a pot to create the Burning Bush. In the center of the room, place a small pile of twelve stones and sticks with another Flame Light ^a pot on top to create the campfire. Use table place mats to mark locations for class members to be seated around the campfire. Decorate walls to appear as the inside of a cave with wall drawings.



On the outside of the door leading into the room, decorate it to appear as a stone door opening into a mountain wall. Position a DVD/TV player to one side of the room adjacent to the Burning Bush so it will be visible to all students. Teachers (two are recommended, a man and a woman) should be seated to each side of the “Burning Bush”. The “Burning Bush”, the tree black light, and the “campfire” provide the only light in the cave, so to read material, the teachers will need a small flashlight.

The Cave Opening: The Burning Bush

Each unit begins with the cave opening. During this part of each lesson, we will present the learning objective for the session. The leader, or “Nimbah”, will say, “Welcome to the Cavern of (Fear, Unbelief, etc.).” Each lesson deals with a dark cavern in the Cave; for example “Fear”.

In this section, the “mystery” of God’s Dream for us and the enemies against it are presented. Use this section to gain control and attention of the group and set the stage for the “intervention” or “shock treatment” to be encountered during the mini-drama section, the Circle of Fire.

I AM: THE GREATEST BATTLE OF YOUR LIFE

Remember, with this age group, surprise is a good teaching method as it keeps their attention on the lesson.

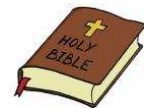
Circle of Fire: Unit and Lesson

The course series is divided into seven units, each with a basic intervention theme. Book One: The Caverns of Darkness contains units one, two, and three. Lessons are taught around the “campfire” setting called the “Circle of Fire”. Class members are to be seated on the floor around the artificial campfire (see Appendix 3 for props.) The “Burning Bush” is on one side of the room and “The Tree of Knowledge” is on the opposite side. Bad guys/gals appear in front of the tree for acting parts. Good guys/gals appear in front of the “Burning Bush”.



Each Circle of Fire contains a scripture reference, a Biblical Character, a Modern Character, the Cave Dark Side Journey, and the Key Learning for the Tribe summary. Get out your acting skills! This is a time for some real fun and if the students aren’t careful, they may just learn something!

Scripture: Unless otherwise stated, The New International Version of the Holy Bible ¹ is used. Each lesson uses scripture selected to highlight the particular Cavern of the journey.



Biblical Character: The cave is the place we meet the dark side of the world and seek to win over it. The Biblical Character could be a light or dark side person, like Moses or Jezebel. Dress and act the part of each character as described in the lesson. Then show the video suggested for the Biblical Character. Discuss the dark force impact on lives.

Modern Character: This recent history character typically represents one of the forces of light. Show the video of the Modern Character selected as the “light in the cave”. Discuss this example of the right path to God’s Dream for us.

DUDLEY'S CAVE AND THE CIRCLE OF FIRE: THE CAVERNS OF DARKNESS

The Cave Dark Side Journey: The contrast between good and evil, light and dark is shown in the Dark Side Cave Journey. Each lesson will highlight a dark side trait that can cause one to lose the path to God's Dream for him/her.

The Key Learning for the Tribe: The focus for each lesson is summarized in the key learning. Be sure this learning is understood. To do this, give each member a notepad and pen. Print the Circle of Fire – I AM Tribe logo on labels and place on the front of the notepad. Have each member write the key learning in the notepad. This follows the student book.

Craft Activity: Helpful Hands

A craft is designed to reinforce the learning objective of the lesson. Students are encouraged to take the craft home as a remembrance of the lesson. A second room is recommended for this activity with tables and lighting. This maintains the “dark mystery” of the cave and provides more space for group work. The cost per student is targeted to be approximately \$2 -\$4. A project doesn't have to be expensive to drive home the point of the lesson.



Recreation Activity: The Journey of Life

These activities have been selected to provide a fun learning environment and to encourage group bonding, the “Journey of Life”. The group becomes a tribe in the beginning of the course, the “I AM Tribe”. But until bonding occurs, they are only a group (a wild group) of students. During the “Journey of Life”, each person will need the support of others to get through difficult situations. The selected activities provide situations that require working together to succeed.



I AM: THE GREATEST BATTLE OF YOUR LIFE

Generally, the recreation activities divide the class into two teams of the Tribe to encourage competition. Reward the winning team with a treat and the entire Tribe with candy or a healthy snack item.

It will be difficult to accomplish, but very helpful, for each member to wear the headband with the “Circle of Fire” logo and the T-Shirt with the “I AM Tribe” logo to each class meeting. T-Shirts and headbands may be made by printing or color copying iron-on transfer labels using the logo provided at the end of Unit 1, Lesson 1 or on dudleyscave.com.

Depending on the behavior of the students, the time required for each lesson section could vary greatly! So be prepared to omit Craft time. Team building is, however, a critical part of the course, so the Recreation Activity should be done if possible.

Prelude

Dudley's Cave and The Circle of Fire

BOOK ONE: THE CAVERNS OF DARKNESS

The morning air was cool as I began my walk that day in the rolling hills of New Mexico. My 13th birthday had just passed and this trip with my family was to be a celebration of my becoming a



teenager. The desert was beautiful with its wonderful, long vistas of scrub brush and countless ravines. In the distance I could see a cowboy riding his horse along a line of fence posts. A chill went through me as I envisioned Indians riding across the valley. "Relax", I told myself. "The days of war parties and scalping are gone."

Acoma Pueblo, the oldest continuously inhabited Indian Pueblo in North America, was visible farther to the south. We had tried to visit the pueblo the day before, but the tribe was having a closed ceremony. Virtually unchanged for centuries, tribal families have lived atop the 357 foot high rock, without benefit of water, electricity, or most other conveniences. The mesa, as the hills in the area are called, made the entire area seem sacred. It was simply an awesome view and a great place to spend the day.

There was a tall, bolder laden hill in front of me and I knew Dudley would want to climb to the top. Dudley was my dog, a Cockapoo, which my family had obtained to keep me busy and out of trouble. So far, the tactic had only partially worked as Dudley seemed to get into more trouble than I. Almost a year old, Dudley was full of mischief and energy. He had wonderfully curly hair, long ears, a piercing look in his brown eyes, and a mustache that all together made him appear like royalty from the 1800's. I called him "Sir Dudley" because of the aristocratic sitting stance he

I AM: THE GREATEST BATTLE OF YOUR LIFE

would take when he stared at me as if I should be doing something important, such as playing with him. My Dad called him “Dudley Do-Right” after some cartoon he had watched as a teenager, many, many years earlier.

Dudley was at my side and excited to be climbing in this strange land. It was all I could do to keep up with him as he ran from bushes to rock piles causing small avalanches to cascade down the side of the hill. Dudley loved our walks together in the early mornings. At home, he would wake me at six o’clock every day, like an alarm clock. Today had been no different as Dudley was anxious to be outside and exploring.

The sun was just coming up over the distant South Baldy Mountain as we pressed our climb on up the hill. I wondered if this was the same type of land traveled long ago by the prophet Elijah as he ministered to the people of Israel and then hid from an angry King Ahab. My youth Bible class had studied Elijah the Sunday before we left for vacation. It was difficult to forget such a strange person. We stopped for a rest on a huge bolder and I fed Dudley some cheese, which he loved. He was calm for a few moments, but couldn’t stay in one spot very long as if on a mission to find something.

We climbed until late morning and the day was becoming hot. Dudley as usual was exploring all the rock piles he could overturn, when suddenly he stood still and began to bark. For a moment, I thought he had unearthed one of the many snakes of the area and was about to feel its bite. He began digging with all his might. Before I could get to him, he tumbled out of sight through the hole he had dug. His barking became distant as I frantically dug the hole wider to allow me to enter. Finally I squeezed myself through the small opening and into the darkness, wishing that I had thought to bring a flashlight.

To my surprise, I was able to stand in a large cave. Dudley was on the opposite side already nosing some odd looking features. The cave went deeper into the mountain. I followed Dudley’s barking in what was just

DUDLEY'S CAVE AND THE CIRCLE OF FIRE: THE CAVERNS OF DARKNESS

barely enough light for me to see the path. There must be another opening somewhere to let in sunlight, I thought. After a few minutes of negotiating my way through the cave, I came to a bend and rounded the corner.

The light was much stronger in this part of the cave. Dudley had stopped barking and was sitting next to a small campfire surrounded by eerie looking objects that looked like stone statues. Suddenly a strange looking man appeared wearing a sack-like garment with a goatskin bag tied around his waist and carrying a staff. He had a long white beard and unkempt grey hair. The sandals on his feet were well worn and needed replacing. The hand that pointed at me was covered with dirt and his nails were long. "Prepare to face yourself and choose who you will become", he said in a gravelly voice.



Slowly, the old man turned and pointed to one corner of the cave. A bush appeared and the darkness of the corner was suddenly ablaze with fire. Oddly, the bush was not consumed by the blaze. What kind of magician was this old man! Dudley faced the flame and lay silently down in front of it. Now that was odd behavior for him! What, no sniffing or barking or digging.



The old man caught my attention again and pointed to the opposite side of the cave. There the darkness was so black and cold it was difficult to make out the object he pointed toward. I closed my eyes to allow them to adjust. When I opened them I saw a tall dead tree with what appeared to be snakes or worms crawling on the crooked branches. Dudley looked at the tree and whined pitifully. I could feel the coldness of the tree gripping my body as if to compress me like a constrictor snake. This was a strange cave indeed!



I AM: THE GREATEST BATTLE OF YOUR LIFE

“Light or Darkness, choose wisely”, said the old man. I asked, “Who are you?” After a silence that seemed forever, he answered, “I am Elijah”, he replied, “prophet of the one true God, I AM. But the better question is; ‘Who are you?’”

“Sit at the campfire in the place prepared for your journey.” I didn’t need to be told twice ... I sat at the fire. But there were other places prepared around the fire. I watched as what had appeared to be stone statues around the fire came to life. Others had joined me and taken their place at the fire. Elijah spoke, “Welcome, each of you, to the Circle of Fire. You come together in a quest to discover the real you. Before you were born, God knew you. He dreamed you, created you, and loved you. He prepared a plan for your life in this world to which He sent your spirit. The great “I AM” provided for the ‘I am’ that would become your life.”



“I have asked a guide, Nimbah, the “Keeper of the Cave of Wisdom”, to come and help you find yourself as God intends for you to be. Together with your guide, hopefully, you will find that life, for that is your way out of the cave. But you must be courageous and wise on your journey. There is much darkness in the cave. But there is also light and hope. You will not be alone. You will have the Spirit of “I AM”, historic characters, and each member of the tribe assembled here to help you on your way. As God promised the people of Israel a Promised Land, so too has he provided a Promised Life for you. Before you were even a dream in your parents’ minds, God knew you, envisioned your life with Him, loved you, and prepared the way for you. Prepare to claim your Promised Life.”



DUDLEY'S CAVE AND THE CIRCLE OF FIRE: THE CAVERNS OF DARKNESS

Unit 1: Into The Cave




This unit establishes the course learning objective to achieve God's Dream for us and seeks a commitment from each student to accept the challenge of "The Greatest Battle of Your Life". In this unit, students are introduced to Elijah's Cave, the "Circle of Fire", the "Burning Bush" encountered by Moses, and the concept of being the "I AM Tribe". A T-shirt with the "I AM Tribe" logo and a headband with the "Circle of Fire" logo are to be provided to the students during this unit. These items are to promote team building. Note that since they are in the presence of the "Burning Bush", they are to remove shoes when they enter the Cave and no other objects are to be brought into the Cave with them (especially footballs and drink cups!)

Two leaders are recommended for the course: one leader to be the character for the lesson; one leader to be the guide or "Nimbah" through the journey in the cave. The use of a DVD player and TV for the videos is recommended; however, if online wireless capability is available in the classroom, a laptop is preferred.

I AM: THE GREATEST BATTLE OF YOUR LIFE

The First Cave Opening



Preparation: Dress a leader as Elijah in a simple costume of burlap robe, bag around waist, cloth head covering, and a wood staff. Have the leader stand in the "Cave" near the burning bush and wait for the class members to arrive. Only the campfire should be lit at this time, so the classroom will be fairly dark.

Stop the class outside the Cave (door closed). Have each member enter the Cave individually and address Elijah as follows: "I am (state name). I come for guidance to win my greatest battle." Elijah will respond "Welcome (state name) to the Cave of Wisdom. I AM is the Father's Name. I am Elijah. You will learn much here. Please take a seat around the fire." Continue until all members are seated in the circle around the fire.

Nimbah (Leader)'s guidance to the class: "Welcome to the Circle of Fire. We are now ready to begin your preparation for the 'Greatest Battle of Your Life'. The forces of darkness are aligned against you in this battle. So we begin your journey in darkness. You have entered "Elijah's Cave". Take a look around: only darkness and one light. We were not created for this place of darkness. We are creatures of the light. Our eyes do not see in the darkness as some creatures do. The darkness causes a sense of fear and chills to creep up your spine. Are you brave enough to spend time in this place? If you are to fight and win the Greatest Battle, you must spend time here to gain the wisdom needed for the fight. Listen and learn well for the battle has already begun.

For many months Elijah, a prophet of God hid in a cave like this one. He could hide from people, but not from I AM. God would turn a Cave of Fear into a Cave of Wisdom for Elijah. As you enter this cave, you join the tribe of the "I AM". From this time forward during your quest for wisdom, your success in your greatest battle will depend on your learning's and support of the Tribe. To commit yourself to the "I AM"

DUDLEY'S CAVE AND THE CIRCLE OF FIRE: THE CAVERNS OF DARKNESS

Tribe, you are to wear this special headband, marking you as a member of the Tribe. You must wear this headband the entire time you are with the Tribe. (Pass out headbands.) The Fire symbol on the headband represents the fire of Elijah. You will learn more of this fire as you gain wisdom.

'The Greatest Battle of Your Life' is the battle to accomplish your Dream, the desire and passion of your life which I AM has intended as the purpose of your creation and placed within your heart. The Burning Bush will reveal this dream to you. (Turn on the Burning Bush light at this time.) But there is also a dark side that seeks to destroy the Dreams of God by preventing you from following God's plan. We often call this dark side the world or worldliness. The dark side will be revealed to you by the dead Tree of Darkness for it leads to the death of your Dream here (Turn on the black light of the dead Tree of Darkness at this time). These two forces are constantly doing battle within your heart for control of your actions.

In 'The Cave' you will encounter both biblical and historical characters that fought this same battle and won or lost during 'Circle of Fire' lesson. As you entered 'The Cave', you were introduced to our theme character, Elijah, who faced the dark side and, with God's help, won the battle to become what God intended for him. In this lesson, Elijah will begin to share his story with you. In the coming lessons, you will face each of the demons that Elijah faced. As a member of the Tribe, you will also participate in activities to help you develop wisdom, courage, and the support of others in your quest to defeat these demons."

I AM: THE GREATEST BATTLE OF YOUR LIFE

Unit I: Into the Cave

Lesson 1: The Beginning of Wisdom



The Cave Of Wisdom

Cave Opening: The Burning Bush

The “First Cave Opening” is the “Burning Bush” session for this lesson. Nimbah (Leader) continues the lesson with the Circle of Fire.

Circle of Fire: Jeremiah’s Story – the Dream

Scripture reference: Jeremiah 1:5:

⁵ *"Before I formed you in the womb I knew you, before you were born I set you apart; I appointed you as a prophet to the nations."*¹

Biblical Character: Jeremiah – The Prophet of Doom

Nimbah (Leader): “We begin this course at the beginning of God’s Dream for the prophet Jeremiah. In the beginning, God had a Dream for each of us. He expressed it to the Jeremiah: *‘before I formed you in the womb I knew you, before you were born I set you apart; I appointed you as a prophet to the nations’*”²Jeremiah 1:5). God’s message to Jeremiah gives us an insight into the mind of God for us. Jeremiah was not an accident of nature and neither are you.

God formed each of us, not just the physical person, but also the spiritual person in relationship with Him. And He had a plan for each in his mind that would be the relationship with Him for eternity. God’s “Dream” for Jeremiah was for him to be a “prophet to the nations”. We are not set aside to be a prophet. The need for prophets has been fulfilled in God’s Son; Jesus. But God still has a Dream for us.

DUDLEY'S CAVE AND THE CIRCLE OF FIRE: THE CAVERNS OF DARKNESS

This verse gives us an insight into the mind of God for us. Parents all have a dream of what their children might become or do in life. But God's Dream for each child is to be sought after above all else. During this course you will encounter many characters. These individuals were also created by God with a Dream for each. But God gave each of them the power of choice. Many chose to follow the dream of the world, not the Dream of God."

Show the video in Appendix 2 "Jeremiah Receives the Dream" under this lesson on dudleyscave.com.

Modern Character: Nelson Mandela

The student book gives a portion of Mandela's speech at his trial in 1964. His words made international acclaim. Later he would be awarded the Nobel Prize. The link to the entire statement is available online at dudleyscave.com under Unit 1, Lesson 1.

Show the video in Appendix 2 "Nelson Mandela's Dream" under this lesson on dudleyscave.com. Explain to the students that God's Dream for you can take many years to achieve, but if you stay true to the dream, God will help you achieve the dream for you. You will see Nelson Mandela again later.

The Cave Dark Side Journey: The dark side is constantly vigil to interfere with God's Dream for you.

Key Learning for the Tribe: God has a purpose or Dream for your life. He created you especially for that Dream.

Craft: Circle of Fire Headband (See Figure 1.1)

Purchase handkerchief size or cut pieces of white cloth (could be a sheet). Print the Circle of Fire – I Am Tribe logo on iron-on transfer paper. Using a hot iron and cloth, press the printed logo onto the center of the strip of material. Roll the material into a tube with the logo facing outward on the front. Pass out the headbands during the First Cave

I AM: THE GREATEST BATTLE OF YOUR LIFE

Opening. Have the students write their initial on their headband with permanent ink markers. Explain the significance of a unique initial which each will create.



Figure 1.1

Recreation:

"I AM Tribe" T-shirt should be given to the members during this recreation time. Explain to the members the significance of being a member of the "The Tribe of I AM" (like being a member of the "family of God"). The shirt is to be worn at each Circle of Fire gathering.



Figure 1.2

No time is allocated for recreation in the first lesson. The entry into the cave opening is considered recreation.

DUDLEY'S CAVE AND THE CIRCLE OF FIRE: THE CAVERNS OF DARKNESS

CIRCLE OF FIRE



I AM TRIBE

CIRCLE OF FIRE



I AM TRIBE

CIRCLE OF FIRE



I AM TRIBE

CIRCLE OF FIRE



I AM TRIBE

CIRCLE OF FIRE



I AM TRIBE

CIRCLE OF FIRE



I AM TRIBE

I AM: THE GREATEST BATTLE OF YOUR LIFE

Unit I: Into the Cave

Lesson 2: Hiding in a Cave – Introduction of Elijah

The Cave Of Wisdom

Cave Opening: The Burning Bush

Nimbah (Leader): “In the darkness of the first cavern, we first encounter “Fear”; the most debilitating force the dark side possesses to destroy our search for the “I am” intended for our lives. It is first because of its power to defeat us. The dark side does not want you to succeed in your quest, so it doesn’t hesitate to use its most powerful weapon quickly. Elijah, one of the greatest prophets of Israel, encountered the dark weapon. In our scripture, Elijah angers Jezebel, the wicked queen of Ahab. She swears to kill Elijah. In fear, Elijah flees to the desert of Judah to hide. The Cave is our symbol of the forces in the world that try to prevent us from becoming what God has dreamed for us long before we were born. In this dark place, God found Elijah and led him to achieve his tasks. He will share his story with you now. The ‘**Cavern of Fear**’ begins your journey in the Cave of Wisdom.”



Circle of Fire: Elijah’s Story – A Queen to Fear


Scripture reference: 1 Kings 18: 19-40, 19: 1-13

Key Verse 19:13: Then a voice said to him, “What are you doing here, Elijah?”

DUDLEY'S CAVE AND THE CIRCLE OF FIRE: THE CAVERNS OF DARKNESS

Biblical Character: Elijah – The Prophet of Fire

Elijah: “Israel had a very wicked king and queen while I was a prophet. Their names were Ahab and Jezebel. Perhaps you are familiar with Jezebel more than Ahab. Few people in history have so demonstrated wicked living as to have their very name associated with evil as has Jezebel. She came from Tyre, a city on the Mediterranean Sea north of Israel. There they worshipped Baal, not the one true God. Jezebel was very beautiful. Her father, the king of Tyre, arranged the marriage with Ahab to secure Israel as a trading partner.



It was easy for Ahab to agree to marry the beautiful woman. For Jezebel it was easy to sway Ahab to do whatever she desired, including building temples for the people to worship the gods of Baal and align them with Tyre. If all went well, Jezebel would move the capital of Israel to Tyre, but initially she settled for Ahab to construct a palace at Samaria, close to the Sea.

Ahab reigned over Israel for 22 years. During that time, Jezebel killed as many of the prophets of God as she could find. I was one of the few left when God called me to face Ahab. I told the king to bring the people of Israel and all of the prophets of Baal to Mount Carmel to meet me. There were 450 prophets of Baal and 400 prophets of Asherah who served Jezebel. The odds against me were pretty bad, but God had given me these instructions. Ahab was confident that he had me in a position to serve up my head to Jezebel and didn't hesitate to agree to the meeting.

The meeting on Mount Carmel was miraculous. Ahab, the prophets and the people came to the mountain. A final solution to the selection of the god over Israel was needed. They couldn't continue to worship both Baal and Yahweh. Each of us would sacrifice a bull on an altar and call upon our god to consume it. Since there were so many of them, I offered to allow them to go first and use all day to call upon Baal to light the fire under the altar in answer. What a sight that was: over 850 people

I AM: THE GREATEST BATTLE OF YOUR LIFE

dancing, yelling, screaming, pleading, beating their bodies until bloody around the altar for Baal. They continued until all collapsed from exhaustion with no answer from their god.

It was evening and time to call upon the one true God. I built an altar using twelve stones, one for each of the tribes of Jacob. Next I dug a deep trench around the stones and filled the area with sticks. This had to be convincing, so I had large jars of water poured over the altar and the bull sacrifice until the trench was full. Then I prayed. No matches, torches, or tricks, just prayer. 'Blessed are those whose strength is in You', said King David (Psalm 84:5). Without a doubt, my strength was in Yahweh, for I had little power of my own and was greatly outnumbered.

My prayer was simple: let it be known that you are God. The answer was both amazing and frightening. Fire rained down from heaven onto the altar and consumed the sacrificed bull, the wood, the stones, the ground under them, and all the water in the trench. All the people yelled, 'The Lord, he is God!'

I then commanded the people to seize the prophets of Baal and Asherah and slaughter them. It was a great victory for God. I thought the war was over and Israel would be allowed to worship God freely. But I had forgotten about Jezebel. She sent a messenger to me with word that she would kill me by the next day. I was so afraid that I ran for my life to this cave."

Show the video: "Elijah the Prophet – Part 2"

See Appendix 2 for online link to Youtube.com video or dudleyscave.com.

Nimbah (Leader): "The mighty prophet who had just called down fire from heaven and destroyed the priests of Baal was now trembling from the wrath of a woman. So afraid was Elijah, he didn't even ask God for guidance. Have you ever 'jumped before you thought'? It's best to seek God's guidance before we act. Elijah moved from the power and light of

DUDLEY'S CAVE AND THE CIRCLE OF FIRE: THE CAVERNS OF DARKNESS

God's victory to the fear and darkness of a cave. But God will not abandon us to the darkness. Elijah may have felt alone, frightened and defeated, but God still knew him and where to find him."

Modern Character: Martin Luther – A Nail on the Door

Nimbah (Leader): "The Protestant Revolution was begun by one man claiming God's Dream for his life: to stand on the Word of scripture. He would have to face the political powers of the time much as Elijah had to do and risk his life. Martin Luther's cave was a trial room where fear could easily have destroyed his Dream. Our "cave" can come in many forms and at times unexpected, even when we believe we are doing the right thing."

Show the Youtube.com video of Martin Luther's stand for God. See Appendix 2 for online link.

The Cave Dark Side Journey: Fear is a powerful dark side weapon.

Overcome it using Psalm 23: "Thy rod and Thy staff, they comfort me." God will protect you from the evil of the dark side.

Key Learning for the Tribe: God will provide and care for you. The courage you need to overcome fear will be from the Power of God. It will be all that you need. Write in the notepad: "Never Fear: God Is Near"

Craft: Provide permanent markers of various colors and cardstock paper to the tribe. Have the members put the cardstock paper inside the T-shirt to prevent marker from going through cloth to the opposite side. Have each person write their name and initials on their T-Shirt under the "I AM" logo. Explain the symbolism is that God knows each little "I am" He created. It will be each person's job during the course to discover the "I am" God planned for them. Few teenagers will have tried to write their initials



I AM: THE GREATEST BATTLE OF YOUR LIFE

before. Explain that initials are a sign which reveals the person represented. They should give thought to the way their initials look. Just printing three letters is not an initial. While this was done for the headband, they may have selected a new initial.

Recreation Activity: “Famous People: Name the Character” – Write or print the name of different famous people on card stock paper and place one on each member’s back. Each person must identify the name on their back by asking questions of the others. After all have been identified, ask how it felt to be that famous person. Remind them that every day they are creating a perception of their character in the eyes of someone else. Is it the perception that reveals God’s Dream for them? Explain that these famous people could have allowed fear to stop their quest for their dream, but they overcame it. At this point in their lives, they do not know God’s Dream for them, but they too can overcome fear and perhaps be famous one day. See Appendix 6 Recreation, Fun Games, and “Famous People” for printable cards.

Examples:

AL GORE

**RONALD
REAGAN**

Unit 1: Into the Cave

Lesson 3: The Greatest Battle

The Cave of Wisdom

Cave Opening: The Burning Bush

(Have all lights off in the cave room until students are settled in their places around the camp fire. You will be instructed when to turn on the “Burning Bush” and the “Circle of Fire”. There should be sufficient hallway light through the open door to the cave for students to be able to find their places. Close the door after last student is in place and pause while they experience the darkness of the room.)

Nimbah (Leader): “You have entered the “Cavern of Unbelief”. ‘The Greatest Battle of Your Life’ is the battle to accomplish your Dream, the desire and passion of your life which I AM has intended as the purpose of your creation. But there is a great darkness opposing you. One of the strongest forces against you in your quest for God’s Dream for you is Unbelief, the force that says to you: ‘God doesn’t have anything for me.’”

(Turn on the “Circle of Fire” campfire light.)

Nimbah (Leader): “You probably are not aware of it, but right now you are engaged in a tremendous battle: the battle for the Dream of your life. This battle began before you were even born, at the wonderful moment in the mind of God when He thought of you. At this moment, He knew you for the first time, but He also had a Dream for your life. A Dream that would be carried out by one of his children, for that is what you are: God’s child.

Your parents will be the human partners with God in the creation of your physical life, but God has already known your spirit. From the moment of that human conception, the battle for your life began; not your physical

I AM: THE GREATEST BATTLE OF YOUR LIFE

life (although that too will be engaged in battle), but the spiritual battle for you to become the Dream that God had for you in His mind that moment He thought of you. You are special to God, as is each of His Dreams.

Unfortunately, many battles are lost and God's Dream becomes God's disappointment, even though He still loves each one; a love so great that He was willing to sacrifice his only Son in a final attempt to save you and others. But it still comes down to you. Only you can fight and win or lose the Greatest Battle; but you do have help: God provides that help. But you have the choice!"

Circle of Fire: The Power of a Dream, and the forces against it.

Scripture Reference: Gen. 32: 22-26

Key Verse: 26b – "I will not let you go unless you bless me."

Nimbah (Leader): "There is great power in a dream, for dreams create the passion of our life, either for good or for bad. I AM has given you a Dream, so has the world. You must discover the correct Dream to accomplish I AM's purpose for you. In this lesson, we will look at the life of a character that fought a great battle to find I AM's Dream for him and to make it a reality. Our scripture tells us the story of a man who, after working for 20 years to obtain his dream, found that he still didn't have his true Dream. He had to wrestle a man all night to obtain his true Dream, the one God had for him."

Show the video: "Jacob's Stairway to Heaven" in Appendix 2.

Biblical Character: Jacob – A Great Wrestler

(Dress as Jacob and act the night he fought the angel of the Lord.)

Jacob: "I was cold and the night was so dark it felt like my very soul was being sucked out of my body. It had been twenty years of hard work with my father-in-law since I had fled from the presence of my brother

DUDLEY'S CAVE AND THE CIRCLE OF FIRE: THE CAVERNS OF DARKNESS

Esau. I feared my brother's wrath for my deception of our father and stealing Esau's blessing. And now, God had told me to return home and that He would bless me. But would God stop Esau from killing me on sight!

I sent messengers with gifts ahead of me to meet Esau and beg his forgiveness. But they returned reporting that Esau was coming with four hundred men! I divided my family and belongings and sent them on ahead of me across a river. If Esau attacked one group, I hoped the other would escape. It was a big gamble and I stood to lose all that I had worked twenty years to obtain.

That night as I camped alone, a man came to me and wrestled me until dawn. I was determined not to let him get away from me without giving his blessing to me. When he saw that I was determined to hold onto him, he touched my hip and wrenched it so I limped badly. He pleaded with me to let him go, but I refused unless he blessed me. He told me my name would no longer be Jacob, but Israel, because I had struggled with God and with men and had overcome.

God blessed me. My brother forgave me and I returned home. I became known as Israel and my twelve sons would become the tribes of Israel. My determination to grab hold of the dream God had for my life was rewarded. It was worth the physical pain of a hip injury."

Nimbah (Leader): "Your life's journey will also be one of struggle and doubt to be God's Dream. God will help you, but you must be willing to struggle to obtain it. Jacob fought a great battle to obtain his desire. Are you prepared to fight the battle as well?"

Modern Character: Dr. Martin Luther King – I Have a Dream

'I have a Dream.' Dr. King knew his Dream, God's purpose for his life. And he was willing to give all to achieve it. What are you willing to give to obtain your Dream? Are you willing to give all of your life? It would take many years for Dr. King's Dream to become reality. He wouldn't even be

I AM: THE GREATEST BATTLE OF YOUR LIFE

alive to see the results of his Dream. But the impact he made on the world was stunning. God's Dream for Dr. King would give many people equality. It was a powerful Dream that moved a government and people.

See Appendix 2 for the link to Dr. King's speech on Youtube.com.

The Cave Dark Side Journey: The dark side will use Unbelief to block your journey to your Dream.

Key Learning for the Tribe: The Power of a Dream when it is God's Dream can overcome all the unbelief you will face in life. Write: "You are not alone" in the notepad.

Craft: "I AM T-Shirts"

Provide acrylic paint and a piece of cardboard for each student. Have the members put the cardboard inside the T-shirt to keep paint off the front and paint a representation of their dream, as they see it now, on the back of their T-Shirt.



Recreation Activity: "Paper Towel Tube Battle"

Collect 20 paper towel tubes or Pringles cans. From card stock paper cut a 4" circle and glue to the bottom of each towel tube as a base. Print the pictures included for this game or cut out pictures from magazines of notorious people and glue them to the paper towel tubes. Tube should look as example to right.



Divide the group into two teams and put them on opposite sides of the room. Place ten tubes randomly in front of each team. Provide five small foam balls to each team. When leader says "go", the two teams can throw the balls at the opposite side's tubes. Players can pick up balls thrown by other team to throw again. When all tubes of one side are down, the game ends.

Unit 1: Into the Cave

Lesson 4: Introduction to the Burning Bush

The Cave Of Wisdom

Cave Opening: The Burning Bush

(Have all members remove their shoes and leave them outside of the cave. Stress to the group that they are about to go before the Burning Bush. Enter the Cave together as the Tribe I AM and be seated.)



Nimbah (Leader): “You have entered the **‘Cavern of Uncommitted’**. To succeed in The Greatest Battle of Your Life, you must be committed to the tasks ahead. Only your best will do.

The Burning Bush is our symbol of the revelation to us of God’s Dream for our lives. Moses had a dramatic revelation of the “Dream” from God. Your Dream may not be so remarkable and obvious ... but it is there for you to see. But you must be committed to be alert for the signs God places in your path.

At Mt Horeb, the mountain of God, the angel of the LORD appeared to Moses in flames of fire from within a bush. Moses saw that though the bush was on fire it was not consumed. Moses thought this was a curious sight. Curiosity can be a dangerous emotion, but it caused Moses to do something very brave: enter into the very presence of the almighty God.

When the LORD saw that he had gone over to look, God called to him from within the bush, ‘Moses! Moses! Do not come any closer. Take off your sandals, for the place where you are standing is holy ground.’ This is why we do not wear shoes in the presence of the “Burning Bush” in the cave. But there is much more to God’s Dream for Moses. I’ll let him tell his story now.”

I AM: THE GREATEST BATTLE OF YOUR LIFE

Circle of Fire: The Burning Bush – Commitment to the Dream

Scripture Reference: Exodus 3: 2-5. Exodus 2:13-14

Biblical Character: Moses

Moses: “My entire life seems like a dream, sometimes a nightmare. When I was a baby, my mother had to place me in a basket and put me in the Nile to avoid being killed by Pharaoh’s soldiers. But I was not alone. God was with me in the bulrushes of the river. He protected me and led Pharaoh’s daughter to find me and take me into her home. Amazing: from slave baby to royal son.

As a young man I was a leader in Pharaoh’s court. One day I saw a soldier beating a slave. The slaves were valuable to me. I became angry and killed the soldier. So much for living in Pharaoh’s court, my temper took everything from me. I had to flee Egypt and go into the desert to a place called Midian. There I married and tended the flocks of my father-in-law Jethro.

One day I led my sheep to Mount Horeb. I looked up on the mountain and saw a bush on fire. But the bush was not consumed by the fire. This was very curious to me. I had to see what could burn and not be consumed. As I came closer to the bush, I noticed no heat came from the fire. This was really curious. I came closer and a voice called out to me from the bush: ‘Moses! Moses! Do not come any closer. Take off your sandals, for the place where you are standing is holy ground. I am the God of Abraham, Isaac, and Jacob.’

Wow! Now that was a real shock. I threw off my sandals faster than you could say ‘move it’. Then I fell on my knees and hid my face. I was afraid to look at God for fear I would die.

The Lord said: ‘I have heard the cries of my people in Egypt and I am concerned about them. I have come down to rescue them and lead

DUDLEY'S CAVE AND THE CIRCLE OF FIRE: THE CAVERNS OF DARKNESS

them to a land of milk and honey. So I am sending you to Pharaoh to bring my people out of Egypt.'

Yeah right! Do you know what Pharaoh will do to me when he sees me. I won't last two minutes in Pharaoh's court. So why shouldn't Pharaoh kill me? God answered: 'I will be with you.'

OK. Now I am really worried. Just who are you that Pharaoh will fear you? Who do I say sends me? God answered: 'I AM WHO I AM. Tell the people I AM has sent you to them.'

This is getting better all the time! Now just why should Pharaoh listen to I AM? God answered: 'Throw your staff down on the ground.' I did so quickly and a most fearful thing happened: the staff turned into a huge snake! (Throw down your staff at this point.) Wow! That was cool. But then God told me to pick up the snake. Right! God, that's a big snake and not too friendly looking. 'Moses, pick it up.' Yes, Lord, ok I'll do it, but I won't like it! So I reached out and touched the snake. Instantly it turned back into my staff. That was a big relief! (This would be a good scene to use some 'scare them to death' props. Get a big rubber snake and hid it in your robe sleeve. Throw the staff onto the floor and allow the snake to drop with it. Be prepared for some screaming.)

I still wasn't too keen about going to Pharaoh, but I left Jethro and headed back across the desert. The rest is history. God did provide for his people to leave Egypt and He did lead them to the Promised Land. But each of us had to be committed to doing God's Dream to cross the Jordon River and claim it. Commit yourself to finding God's Dream for you."

Nimbah (Leader): "God said to Moses, "I AM WHO I AM. This is what you are to say to the Israelites: 'I AM has sent me to you.'" God knew who He was, but Moses was still learning who he was to become in God's sight. Coincidence or 'engineering' by God, either way, Moses led his flock "to the far side of the desert and came to Horeb, the mountain of God."

I AM: THE GREATEST BATTLE OF YOUR LIFE

God meets us where we are or puts us in a position that he wants for us to hear him.”

Show the video: “Moses and the Burning Bush”. See Appendix 2 for the online link to the Youtube video.

Explain that God knew his own name, I AM, and he knew Moses personally. But Moses did not know himself, his response was: “Who am I, that I should go to Pharaoh and bring the Israelites out of Egypt?” During this course, you are to seek the answer to this question for yourself. Who am I that God should have a Dream for me?

Modern Character: Charlotte Digges (Lottie) Moon – Lottie Moon, as people called her, was a Chinese Missionary when very few people cared about the Chinese. Who was she, a woman, that God’s Dream for her would be so daring and dangerous? But Lottie didn’t ask that question. She asked: “When, Lord?”

Show the video in Appendix 2, “A Life of Significance” for this lesson.

The Dark Side Cave Journey: There is a Dream for your life, but a lack of commitment on your part to fulfilling that Dream can result in missing the path God has prepared for you.

Key Learning for the Tribe: Have courage to accept God’s desire for your life and commit to seeking God’s Dream in all that you do. I AM knows I am (you) and will give you the power to follow Him. Write “Have Courage” in the notepad.

Craft: “I Am Committed to the Dream” bookmark

Use the resources in Appendix 8 Crafts, have the students make a bookmark to carry to school in one of their books. This is to serve as a reminder each day that they are travelling on a path toward the Dream of God and are committed to follow it.

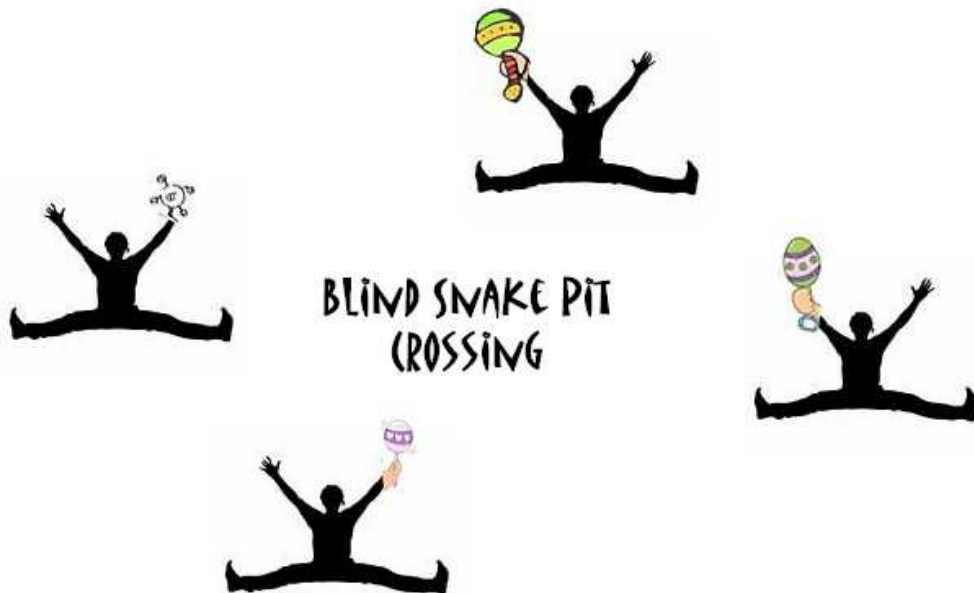


DUDLEY'S CAVE AND THE CIRCLE OF FIRE: THE CAVERNS OF DARKNESS

Recreation Activity: Blind Snake Pit Crossing

Be sure to have the members keep their shoes off until after this activity as it will make it more realistic. Don't want to step on a snake! This game is used to teach commitment to help each member of the Tribe succeed along their path.

You will need a large open space for this activity. Weather permitting; this activity should be done outdoors. Give each tribe member a baby rattle that when shook will sound like a rattlesnake. Select one member and place a blindfold over his/her eyes. Have the tribe members scatter



about the area and sit down on the ground. Point the blindfolded member in the right direction to cross through the "snake pit". Have the member then begin walking through the pit. As they come near a "snake", that person is to shake their rattle to warn a change of direction is needed. If the blindfolded person comes too close to the "snake", a "snake bite" can be given by touching with the rattle. After three "snake bites", the blindfolded person is out; and another person is selected. Have the tribe change positions between each crossing.

I AM: THE GREATEST BATTLE OF YOUR LIFE

I Am Committed

I Am Committed

I Am Committed

I Am Committed

I Am Committed

I Am Committed

I Am Committed

I Am Committed

DUDLEY'S CAVE AND THE CIRCLE OF FIRE: THE CAVERNS OF DARKNESS

Unit 1: Into the Cave

Lesson 5: The Journey of My Life

The Cave of Wisdom

Cave Opening: The Burning Bush

You have entered the “**Cavern of Obstacles**”. Obstacles get in the way of fulfilling your dreams. Do you really want your dream? How will you overcome the obstacles that will be placed in your path? Today we will look at a character who overcame obstacles by the Power of Trust.

Life is full of obstacles to your path. God will help you overcome them to achieve your dream. Notice how our character overcame his obstacle.

The Circle of Fire: Overcoming obstacles that limit us.

Scripture: Ex. 3:13-14 “I AM WHO I AM.” What is his name? Then what shall I tell them? God said to Moses, I AM WHO I AM. I AM has sent me to you.

Key Verse: Ex. 3:11 - Who am I, that I should go ...

Biblical Character: Moses

The Israelites wanted their freedom from Pharaoh ... but how much did they really want it. At each obstacle, they begged to return to Egypt. Moses had to face the same obstacles, but he never wanted to return to Egypt and be under Pharaoh's rule. Perhaps this was due to his having a family on the other side of the Red Sea. More likely, he wanted to do God's dream for his life. But upon arriving on the banks of the Red Sea, with Pharaoh's army in hot pursuit, Moses faced the biggest obstacle of his life's journey. What was he to do? “I AM” had overcome Pharaoh to this point. Would He do it again and if so how? Moses would need to use the Power of Trust once again.

I AM: THE GREATEST BATTLE OF YOUR LIFE

Show the “Moses parts the Red Sea” video on YouTube.com or dudleyscave.com.

Modern Character(s): Berlin people topple wall.

Show Fall of Berlin Wall video. The people trusted each other and their government employees not to harm them when they attacked the Berlin Wall. There was courage and action.

The Cave Dark Side Journey: Beware of obstacles in your path. If God can part the Red Sea, He can remove any obstacle to His Dream for you.

Key Learning for the Tribe: The Power of Trust

Each character presented had to trust someone. Moses had to trust God to provide a way through the barrier of the Red Sea, but he also had to trust the people to enter the gap in the sea. At any moment, the water could return and drown them. Would you be willing to enter the gap and trust Moses? Would you have been willing to make a crack in the Berlin Wall to obtain your freedom to travel? How do you know who to trust? Begin with the little things and work up. Write “Start with little things” in the notepad.

Craft: “New Purpose Fence”. Using Popsicle sticks make a fence by gluing the sticks onto two cross pieces. Write “Overcome fences with Trust” on the sticks. Lay the fence flat and use it as a coaster. Write “New Purpose” on several of the sticks. As add, lay the sticks side by side, and then glue a picture to them. Use a knife to cut the picture and separate the sticks. Glue fence to two sticks placed underneath. The fence should look like figure to right.



DUDLEY'S CAVE AND THE CIRCLE OF FIRE: THE CAVERNS OF DARKNESS

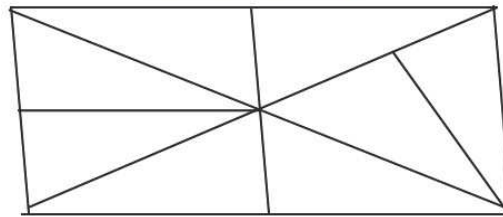
Recreation Activity:

"The Wall": Create a barrier and have the group develop a way to overcome it. Each person must overcome the wall. The obvious may not be the answer. Most will think they must climb over the wall, but sometimes going around it is the best way. Other times, as in the Berlin Wall, the wall must be torn down in order to move forward.

The Web:

Create a spider web design using ropes. Hang the web across a hallway to form a barrier to going down the hall. Have the group pass through it using all of the opening in the web. Each person must overcome the web. The challenge is to use all of the openings. The tribe will need to work together to accomplish this task. No diving through the openings for safety.

Spider Web Challenge



I AM: THE GREATEST BATTLE OF YOUR LIFE

Unit 1: Into the Cave

Lesson 6: Celebration

The Cave of Wisdom

Cave Opening: The Burning Bush

We end this unit in the “**Cavern of Jealousy**”. Jealousy can prevent us from enjoying the accomplishments that God has enabled us and others to fulfill. The key to overcoming jealousy is “Sharing Celebration”. It is critical to achieving God’s dream for us. It’s difficult to be jealous of someone if you are laughing and enjoying their success, so have fun! During celebrations you will share singing, dancing, rejoicing, and praising God.

Now we review the progress made in the cave. You began in the “Cave of Fear”. This is where Elijah was found hiding by God. Then you learned that “Unbelief” can stop you from even beginning the journey to the Dream God has for your life.

But in the cave of “Un-Commitment” you learned that it isn’t enough to believe something, you must commit yourself with all of your heart. “Love the Lord, your God, with all your heart”.

Next you learned in the cave of “Obstacles” that trusting God unlocks the power to achieve the dream that God has for your life. Now we celebrate the beginning of wisdom in the cave of Jealousy, which unless overcome with celebration sharing, will destroy your journey as you will see in the story of Pharaoh and Moses as brothers.

DUDLEY'S CAVE AND THE CIRCLE OF FIRE: THE CAVERNS OF DARKNESS

Circle of Fire: The Power of Celebrating

Scripture: Psalm 33:3 (New International Version)

³ Sing to him a new song;
play skillfully, and shout for joy.

Isaiah 42:10 (New International Version)

Song of Praise to the Lord

¹⁰Sing to the LORD a new song,
his praise from the ends of the earth,
you who go down to the sea, and all that is in it,
you islands, and all who live in them.

It's party time! The Celebration Dance – Pharaoh, Pharaoh

Biblical Character: Pharaoh

Pharaoh was a jealous ruler, who refused to believe in the power of “I AM”. But Moses trusted “I AM” to complete His promise to free the people of Israel. Act out the part of jealous Pharaoh Thutmose III, who claims that Moses stole his name “Moses” from Thutmose. “My father died while Moses was away as general fighting the Ethiopians. He defeated the enemy and returned to me to claim his victories. He appeared to be greater than me, pharaoh. I couldn't allow this to happen ... I am the greatest. You will celebrate me by singing Pharaoh, Pharaoh.”

Show the Pharaoh, Pharaoh video.

Modern Character(s): Chris Tomlin and his music – Forever

There are many modern examples of celebrating God's presence with us on your journey. Chris Tomlin is a modern religious singer and writer. Much of his music praises God. Perhaps God's Dream for you is to also praise Him with music

I AM: THE GREATEST BATTLE OF YOUR LIFE

Show the video: Chris Tomlin – Forever.

Cave Dark Side Journey: Jealous. If we fail to share in celebration of God with others, we soon forget the source of everything in our life and can become jealous of what God gives others.

Key Learning for the Tribe: The Power of Celebration can be seen throughout the Old Testament. God designated certain times for celebrating and remembrance for the people. We need to do the same and remember: “How great is our God!” Write: “Celebrate other’s success” in the notepad.

Craft: Do the “Flutes” craft in Appendix 8 Craft.

From a dollar Store, purchase plastic flutes and give to students. Provide color markers and instruct students to put their initial on their flute. The flute is now their personal noise maker for celebration periods. Flutes may also be decorated with stickers and drawings if desired.



Recreation Activity: The Pharaoh Dance. Have members do the dance in a circle while singing Pharaoh, Pharaoh and playing the flutes made in Craft. Treat the class to ice cream. Lyrics to Pharaoh, Pharaoh are provided in Appendix 4 Skits and Songs.

Do the Blind Sundae activity below:

This activity is suggested for the first unit celebration; however, it can be done at the end of any unit. Place a long folding table in the center of a room and cover it with a plastic sheet. Purchase three or four kinds of ice cream packages, sprinkles, and cherries, whipped cream in a can, nuts, chocolate syrup, and any other topping. Spread the items out on the table. Pair the members of the tribe. Blindfold one of the tribe members in a pair. Instruct the blindfolded person they are to make an ice cream

DUDLEY'S CAVE AND THE CIRCLE OF FIRE: THE CAVERNS OF DARKNESS

sundae per their own order and give the person a bowl and dipping spoon.

The sundae order is to be given prior to beginning to make the sundae. The other pair member is to give instructions to the blindfolded person as to the location of items to make the sundae. Time the making of the sundae. When order is complete, have another pair make a sundae and time them.

Continue until all pairs have completed orders. The winning pair will be the pair making the sundae in the least amount of time.

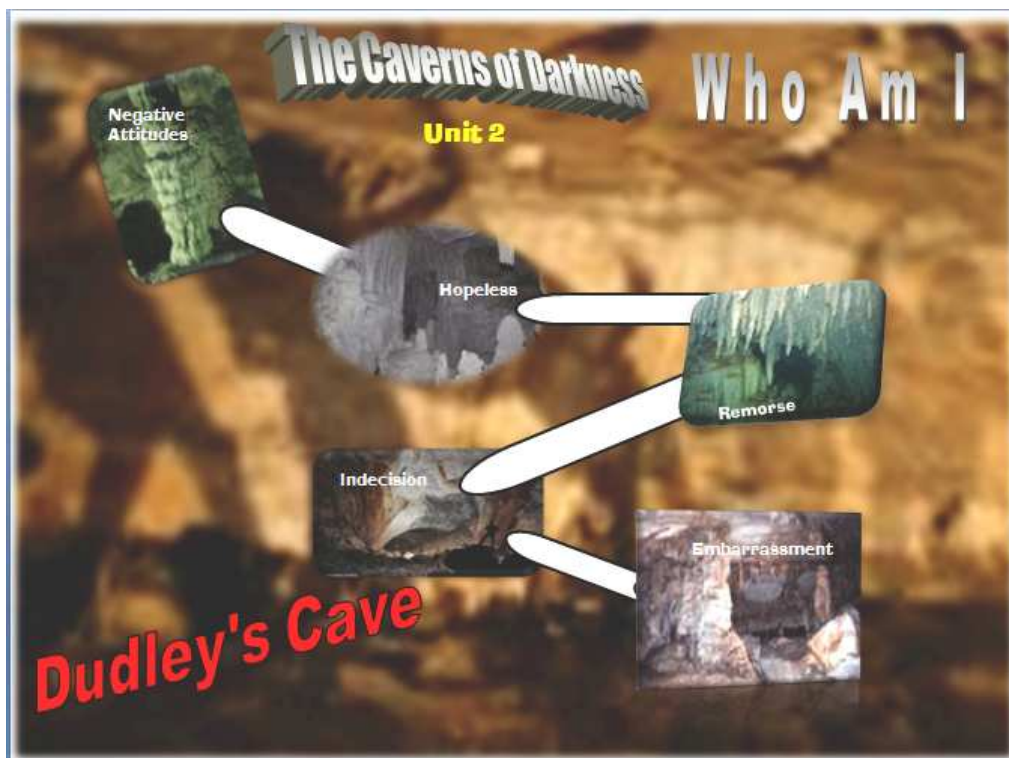
I AM: THE GREATEST BATTLE OF YOUR LIFE

Unit Two: Who Am I



God knows you personally and has a plan for your life. But do we know ourselves as well as God knows us? Middle School youth are asking the question of themselves, “who am I”? This unit was developed to help them answer that question from the viewpoint of God’s Dream for them. In the “Burning Bush” encounter, God certainly knew himself as “I AM”, but

Moses didn’t know himself as the Dream of God: the leader of Israel out of Egypt. Elijah knew God wanted him to be His prophet, yet he still fled in fear to a cave. He didn’t understand the full power God had for him in the Dream for his life. Both men learned to listen to the still, small voice of God leading them onward to the Dream.



Unit 2: Who Am I

Lesson 1: Achieving the Dream of God

The Cave of Wisdom

The Cave Opening: The Burning Bush

You have entered the “**Cavern of Negative Attitudes**”. Yogi Berra once said during a game, “It ain’t over ‘til it’s over.” He also said, “You give 100% the first half of the game, and if that’s not enough, the second half you give what’s left.” Yogi had a positive attitude. He was not a quitter. Neither were the two characters we will learn from today: Joshua and Randy Pausch. Negative thinking can debilitate someone just like fear. If you say you can’t do something often enough, it will become true and you will not obtain your Dream.

Circle of Fire: Achieving Dreams “It ain’t over till it’s over.” (Yogi Berra)

Just knowing God has a Dream for you is not enough. To achieve your Dream, you will have to want it with all of your heart and might, and be committed to obtaining it. You must also believe the Dream is obtainable and have a positive attitude that you will achieve it.

Scripture: Joshua 24:15 “But as for me and my household, we will serve the Lord.”

Biblical Character: Joshua

You recall Joshua ... the battle of Jericho. He took the place of Moses. I doubt Joshua ever had the dream of replacing Moses as the leader of the Israelites. But when God chose him, Joshua received the Dream God had for his life ... to conquer and settle the Promised Land. What a Dream! Fear and doubt ... Joshua faced a land already occupied by strong people in fortified cities. He didn’t lead an army; he led former slaves that could

I AM: THE GREATEST BATTLE OF YOUR LIFE

lay bricks. And the time came when his Dream was threatened by those who no longer wanted to serve the LORD. Joshua would continue the quest for his Dream ... even if he only had his own family to follow him. He refused to give up and quit ... it ain't over 'till it's over, and Joshua was not done.

Show the video: "Joshua at Jericho" on YouTube.com or dudleyscave.com.

Modern Character: Dr Randy Pausch

Show the "Randy Pausch on Oprah" video on YouTube.com or dudleyscave.com.

Dr. Pausch knew his Dream, God's purpose for his life. And he was unwilling to allow death to stop him from achieving it. When faced with difficulties, Dr. Pausch decided to be a Tigger... not an Eeyore. The choice is yours... which will you decide to be?

Cave Dark Side Journey: Negative Attitudes can cause you to miss the good that is around you from God and keep you from following the Dream.

Key Learning for the Tribe: The Power of Positive Attitudes

Joshua and Randy Pausch had one thing in common ... they were positive of the direction they would take in life. Soon, you too must decide. Write: "Be a Tigger" in the notepad.

Craft: Tigger or Eeyore ruler. Place sticker of Tigger on the 6" side of a ruler and a sticker of Eeyore on the 1" side. Between the two stickers, place the Positive Attitude Measure sticker. Flip the ruler over and write "It's My Choice! I am: (your signature initials)" Your written initials also describe you.



DUDLEY'S CAVE AND THE CIRCLE OF FIRE: THE CAVERNS OF DARKNESS

Positive Attitude Ruler Labels



POSITIVE ATTITUDE MEASURE



POSITIVE ATTITUDE MEASURE



POSITIVE ATTITUDE MEASURE



POSITIVE ATTITUDE MEASURE



POSITIVE ATTITUDE MEASURE



POSITIVE ATTITUDE MEASURE



POSITIVE ATTITUDE MEASURE



POSITIVE ATTITUDE MEASURE



I AM: THE GREATEST BATTLE OF YOUR LIFE

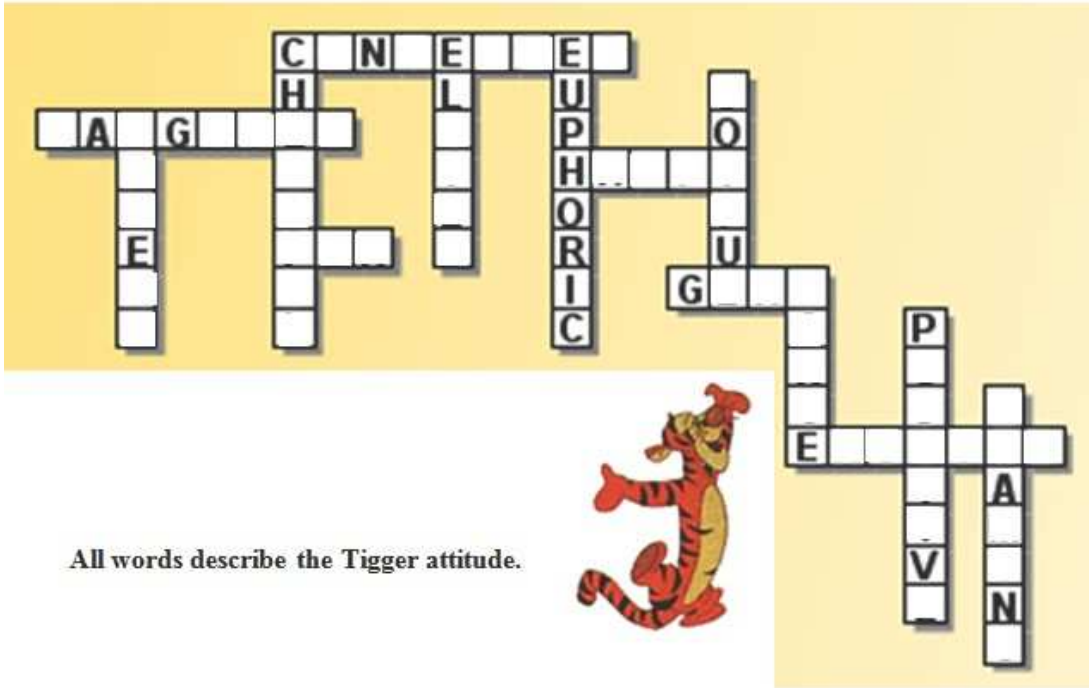
Recreation Activity: Play Scrabble using only words that describe the attitudes of a Tigger or an Eeyore. Or hand out the crossword puzzles for Tigger and Eeyore.

“Attitude Crosswords” – Hand out the Tigger and Eeyore crossword puzzles. See Appendix 6 Recreation on dudleyscave.com for instructions.

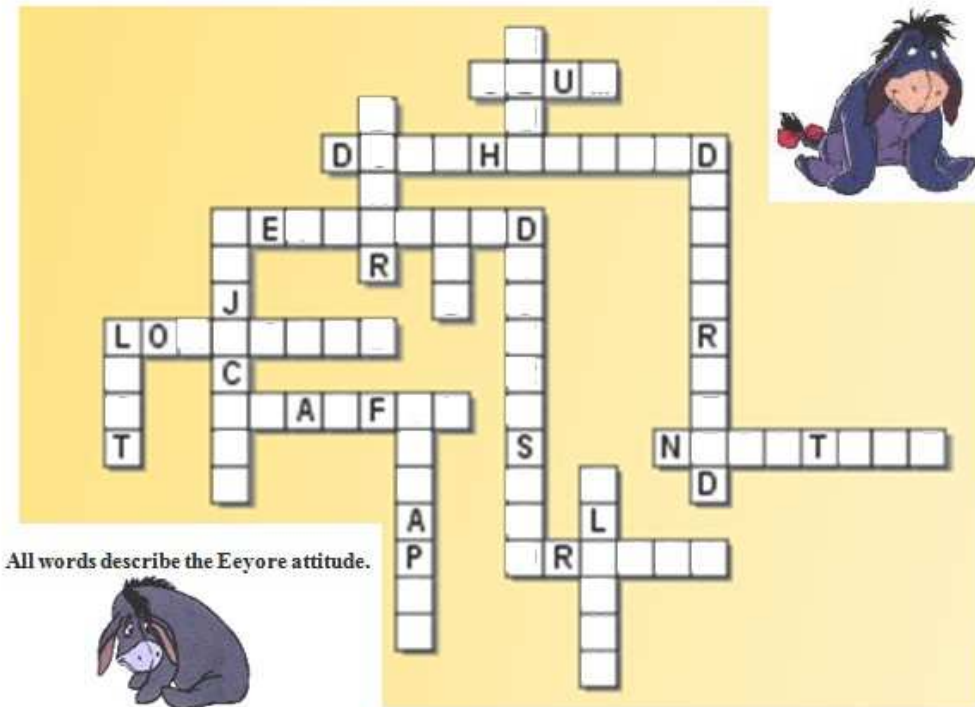
The next page may be used to print the crossword puzzles.

DUDLEY'S CAVE AND THE CIRCLE OF FIRE: THE CAVERNS OF DARKNESS

TIGGER PUZZLE



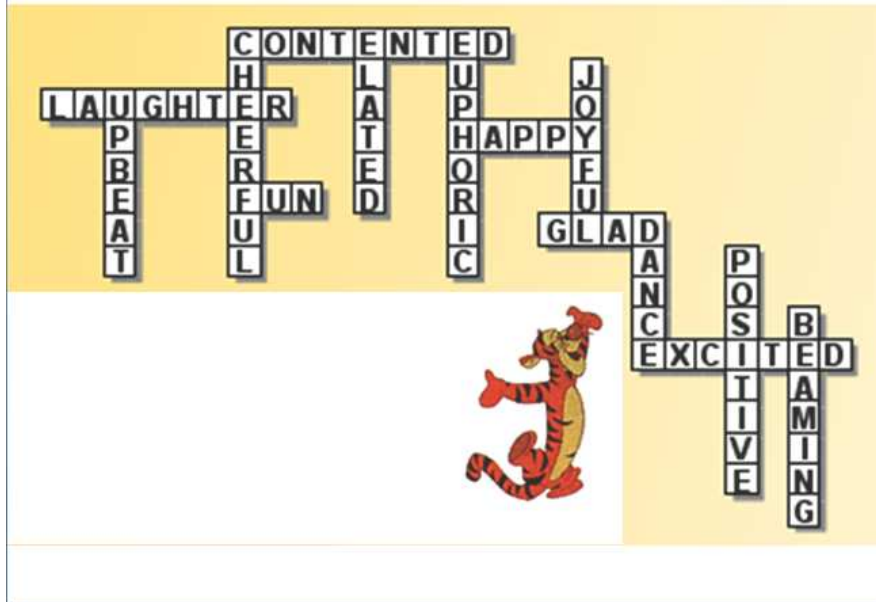
EEYORE PUZZLE



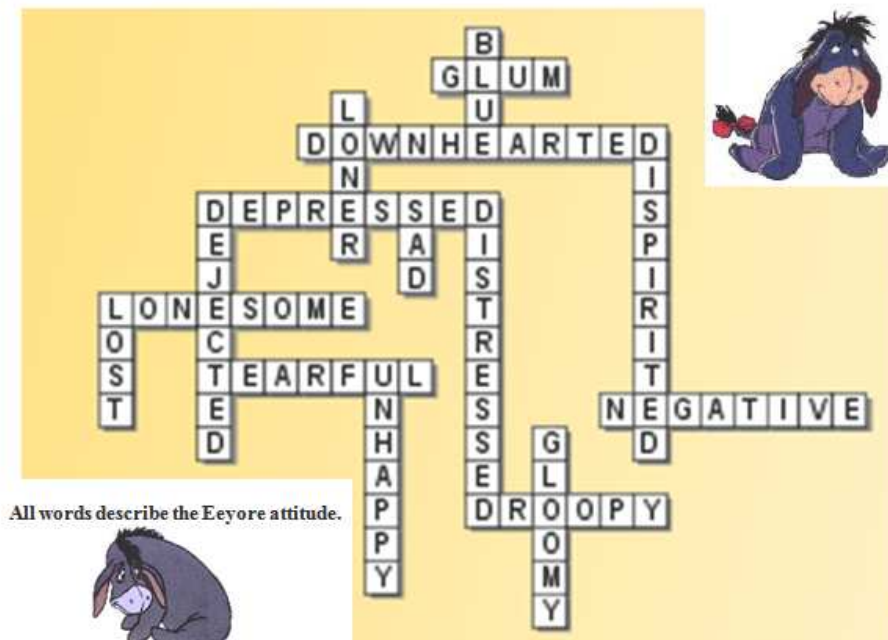
I AM: THE GREATEST BATTLE OF YOUR LIFE

Answers to Puzzles

TIGGER PUZZLE



EEYORE PUZZLE



Unit 2: Who Am I

Lesson 2: Created for a Purpose

The Cave of Wisdom

The Cave Opening: The Burning Bush

Your journey through the cave has led you into the “**Cavern of Hopelessness**”, a dark force that can destroy your dream. In this session we will look at the “crying prophet”, Jeremiah. God called Jeremiah to deliver His Word to the people. The Word was not good. The people were doomed to destruction because they worshiped other gods and stopped following the covenant God had commanded of their ancestors. Like the people of Israel, you are also only one generation away from forgetting the name “I AM”, unless you find the Dream I Am has for your life. But your journey is not “hopeless”. You have the light of I AM’s son, Jesus, to show you the way.

Circle of Fire: *Created for a Purpose by God*

Scripture: Jer. 1:5 – “Before I formed you in the womb I knew you, before you were born I set you apart; I appointed you as a prophet to the nations.” said I AM.

Jer. 29:11 “For I know the plans I have for you” declares I AM, “plans to prosper you...plans to give you hope and a future.”

Biblical Character: Jeremiah

Jeremiah: “I didn’t know I AM’s plan for my life would be so difficult. Yes, He came to me, and spoke of His purpose to me. But this purpose was discouraging ... why me? The people would hate me for the messages from I AM were dreadful. How would you react if your pastor continually proclaimed that you were doomed to death by the hands of a foreign country?

I AM: THE GREATEST BATTLE OF YOUR LIFE

The people of Israel and King Jehoiakim taunted me and then just ignored me. I was like a frog croaking in the night with no one hearing my song. I AM had me write His message on a scroll and send it to King Jehoiakim. The king was sitting in front of a fire in his apartment when the scroll was read to him. As 3 or 4 verses were read, he cut them from the scroll and threw them in to his fire. Then the king ordered my arrest, but I AM had warned me and provided a hiding place for me. I felt frustrated and hopeless ... the people would never change their ways ... my life's dream seemed worthless. For over 25 years I spoke I AM's word to the people to no avail.

But I fulfilled His purpose for my life and He protected me from my enemies. I AM wants to prosper you and the Dream He has for you ... but you must be obedient to Him."

Show the "Jeremiah was a Bullfrog" video and song.

Modern Character(s): Pres. John F. Kennedy

The nation was still recovering from 2 long world wars when JFK took his oath of office. The Cold War was causing people to fear a nuclear attack from the Soviet Union. Nations had the power to destroy entire populations with a single missile and bomb. People were digging fallout shelters. We seemed destined to another war far worse than any ever known. The nation felt hopeless with a dark future. But JFK would turn us around and give us hope. I AM was with our nation and would bless us.

Show the JFK Inauguration Speech on YouTube.com or dudleyscave.com.

Cave Dark Side Journey: Hopelessness can come from negative attitudes and defeatism. Why try if there is no hope?

DUDLEY'S CAVE AND THE CIRCLE OF FIRE: THE CAVERNS OF DARKNESS


Key Learning for the Tribe: The Power of a Dream gives Hope.

Without hope you become depressed and give up easily. Why try if there is no hope? If you are to have any hope of getting out of the Cavern of Hopelessness, then you need the power of a Dream. But what is your Dream from God? Jeremiah tells you that God wants to prosper you, but you must obey God. Maybe if you just obey God, He will reveal your Dream as He did Jeremiah. Write: "Power of a Dream: Obey God" in your notepad.



Craft: "The Looking Glass Mirror".

Purchase inexpensive mirrors from a dollar store. Use the print sheet provided online in Appendix 8 Craft or next page and heavy card stock paper to print the frame for the mirror. Have members glue the mirror in place indicated on the printout and initial the bottom of the frame. Decorate a frame with symbols of hope and love. When you look in the mirror, remember that I AM has known what you look like from before you were conceived and He has a Dream for you. Instead of glass mirror, use the "attitude" picture provided in Appendix 8 Craft or the picture on the page after the mirror frame.

iAm: THE GREATEST BATTLE OF YOUR LIFE



DUDLEY'S CAVE AND THE CIRCLE OF FIRE: THE CAVERNS OF DARKNESS



I AM: THE GREATEST BATTLE OF YOUR LIFE

Recreation Activity: “Who am I”

Divide the tribe into two groups. Print out 10 to 12 names of characters in the Bible. Give one at random to a tribe member. Have the other members ask one question at a time of the person holding the name. Guess the mystery character if known, if not, the next person may ask a question and try to guess the character. Questions such as: “Are you David?” are not allowed. Group must guess within time limit for the group to gain a point. Continue as time permits until one group wins.

Suggested names include:

Adam	Eve
Jacob	Abraham
Noah	Joseph
Moses	Isaac
Miriam	Esther
Elizabeth	Joseph
Herod	Elijah
Ahab	Jezebel
Samson	Solomon

Unit 2: Who Am I

Lesson 3: Me and God

The Cave of Wisdom

The Cave Opening: The Burning Bush

You have now entered the “**Cavern of Remorse**”, the destroyer of King Saul’s dream of a dynasty for Israel. The people wanted to be like other nations and be led by a king. Until this time, Israel had been ruled by Judges. The nation was loosely knit with each tribe acting independently. But this form of loose government was weak against the growing empires around it, or so the people thought. They had forgotten that God was still in control.

Samuel, a judge, had grown old and his sons took over for him. They were corrupt and lost the support of the people. They came to Samuel and asked for a king to rule them instead of his sons. They wanted a strong warrior to lead an army against their enemies. God told Samuel to allow the people a king, because they had rejected the Lord as their king.

God chose Saul, from the smallest tribe of Benjamin, but a man who was a head taller than anyone in Israel. When Samuel anointed Saul as king, the Spirit of the Lord came upon Saul in power. God still provided for His people, even though their choice did not match God’s Dream for them.

Circle of Fire: Me and God

Scripture: 1 Samuel 16:7 - "The Lord does not look at the things man looks at. Man looks at the outward appearance, but the Lord looks at the heart."

I AM: THE GREATEST BATTLE OF YOUR LIFE

Biblical Character(s): King Saul and David

Dress as a shepherd king with a crown, a sword, and a vest plate.

King Saul: “I am King Saul. When the time came to crown me as king of Israel, I was afraid and hid myself among the baggage of the travelers. But the Lord revealed me to Samuel and the people brought me out and shouted. “Long live the king.” I was a great warrior and led my men to many victories. But the victories made me trust in my own strength, not in God’s strength and I disobeyed God’s instructions to me. God removed His Spirit from me and my life became full of remorse. And to make my life worse, God even picked a new king, David, while I was still on the throne.

But if David became king, my sons would not become rulers. My dream of a dynasty would be over. After David killed Goliath, his fame became a challenge to my fame. I grew to hate David and desired to kill him. But he ran from me and hid in a cave, much like this one. Without God’s power, I soon suffered defeat and my remorse caused me to kill myself. David became king of all Israel.”

Show the “I Am David” video. Explain that we can do great things with God at our side. We need not be filled with remorse, but rather filled with the Spirit of the Lord.

Show the Dance like David video and have the group dance like David using the Spirit of the Lord video.

Modern Character(s): David Archuleta

God has given you many talents to become what He desires for you. These talents may become known to you at an early age, as with David Archuleta at age 13.

Show the “Before and After” video of David Archuleta on YouTube.com or dudleyscave.com.

DUDLEY'S CAVE AND THE CIRCLE OF FIRE: THE CAVERNS OF DARKNESS

Cave Dark Side Journey: Remorse can stop you from looking forward to the next opportunity God places in your path.

Key Learning for the Tribe: The Power of Music: While David was in Saul's house, he played his harp to soothe the remorse of Saul. Music can be a powerful healer. It can also bring you closer to God for He loves music from the heart of His children. Write: "My heart can sing" in your notepad.

Craft: "Singing Harp" of David.

At a local Home Improvement Store, purchase the following items:

- 1"x10"x8' pine wood to make the sound board of the harp.
- Purchase ¼" round shoe molding to make the bridges of the harp.
- Purchase eyelet screws to connect the wire.
- Purchase a roll of fine wire to make the strings.

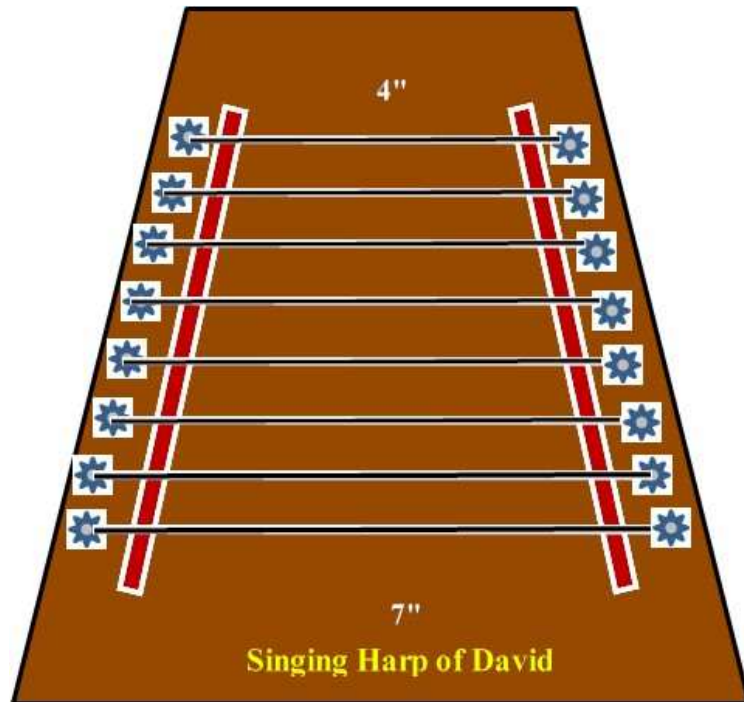
Cut the 8' pine into 10" sections. If desired these sections may be cut into trapezoid shape as shown in Figure 1. Lightly sand the sections to remove any splinters. The sections may be stained if desired. Cut the shoe molding into 8" strips. Use two strips per harp to form the two bridges. Glue and finish nail the bridge strips as shown in Figure 1.

Drill 8, 1/32" starter holes at 1" intervals behind each ¼" round strip and screw the eyelets into place. Attach the wire to one eyelet and run across the two bridges to the eyelet on the opposite side.

Tighten the eyelets to tune each string. Paint "Singing Harp of David" on the main board.

Figure 1

iAm: THE GREATEST BATTLE OF YOUR LIFE



Recreation Activity: “Name the Group”. Divide the class into two or more groups. Show the 3 videos located online in Appendix 6 Recreation at dudleyscave.com which contain clues to the name of a band. The first group to guess the band name wins.

Unit 2: Who Am I

Lesson 4: Who Am I

The Cave of Wisdom

The Cave Opening: The Burning Bush

You have entered the “**Cavern of Indecision**”. This is a very dark part of the cave. In the book of Revelation, Jesus threatens the church in Laodicea to “spit you out of my mouth” because they were neither hot nor cold. The people of the Laodicea church couldn’t make up their minds to serve or not to serve Christ. Their attitude was: “We don’t need anything from God. We can take care of ourselves and are doing very well.”

This is a dark corner of the cave because the light of Christ does not burn in the hearts of those there. When you reach the point in your life that you believe you can “do it alone”, you are in danger of forfeiting the Dream which God has planned for you since “before you were born”. We call this “self-confident” and the “I am” that is ourselves is not submissive to the “I AM” that is our God.

Circle of Fire: God knows me, but do I know myself?

Scripture: John 3:4 – Nicodemus asked Jesus: “How can a man be born when he is old?”

John 3:10 – Jesus responded: “You are Israel’s teacher and you do not understand these things?”

Biblical Character: Nicodemus

Nicodemus was a member of the Pharisee religious sect of the Jews and also a member of the ruling council. The Pharisees strictly adhered to the details of the law. By following the law they considered themselves

I AM: THE GREATEST BATTLE OF YOUR LIFE

as righteous before God and needed no more to enter God's kingdom. But Nicodemus was more ... he was on the ruling council which was about to have Jesus crucified. The council sent many Pharisees to try to trick Jesus into saying or doing something which could be used against him.

Nicodemus would have been present during the council meetings which plotted against Jesus. But he was uncertain as to whom Jesus really was. He believed that Jesus was a great teacher and healer based on his actions. But many people believed that Jesus was much more ... perhaps the promised Messiah. To his credit, Nicodemus did attempt to ensure in his own mind that what the council was doing was not against an innocent man. So he came to Jesus .. at night ... to find out for himself.

Nicodemus did not want to be seen by anyone as they would probably recognize him as a council member and report his actions back to the council. If the High Priest found out that Nicodemus was visiting Jesus, he could have had Nicodemus thrown off the council or into jail. Nicodemus did not wish to lose his status position.

Act out the meeting between Nicodemus and Jesus as the character Nicodemus or show the "Nicodemus and Jesus" video on YouTube.com or dudleyscave.com.

Note the uncertainty as to Nicodemus accepting that Jesus was the Messiah. But also explain that Nicodemus would provide the grave for Jesus' burial.

Show the "Three Wooden Crosses" video on YouTube.com or dudleyscave.com.

Modern Character(s): Michael Monsoor

John 15: 13 Jesus told his disciples: "Greater love has no one than to lay down his life for his friends." Our reality character saved the lives of his

DUDLEY'S CAVE AND THE CIRCLE OF FIRE: THE CAVERNS OF DARKNESS

squad by giving his own ... unhesitatingly. Michael did not show indecision as many have done about Jesus.

Show the "Medal of Honor" video on YouTube.com or dudleyscave.com.

Play the song: "He Knows My Name". Discuss with the members that God knows the name of each of us.

Cave Dark Side Journey: Indecision means you are stuck on the fence. Jesus called this neither hot nor cold. Your Dream is not to be found in lukewarm waters.

Key Learning for the Tribe: The Power of Choice: God didn't have to give us choice. He could just make all of the decisions for us. But that wouldn't allow us to show love toward him. Choice is a powerful gift to us from God. But we must learn to make wise choices that take us toward the Dream God has for our lives. We do this by praying to God, seeking His guidance from His written Word, and asking other Christians for advice. In so doing we are decisive in our desire to follow Christ. Write: "Be Decisive!; Take Action!" in your notepad.

Craft: "Be a Butterfly" plaque.

Purchase wooden butterflies at craft store. Purchase at a home improvement store 1"x6"x8' fir or pine boards and small cans of various colors of paint. Cut the 1"x6" board into 6" sections.



Have the members paint a butterfly their favorite color. Paint the 6" sections any color the member desires. Allow the paint to dry while doing the recreation activity. When dry, glue the butterfly to the cut board. Write on the butterfly, "I am" and initials.

The plaque is to remind members they are to act as butterflies and transform into the beautiful Dream which God intends for them.

I AM: THE GREATEST BATTLE OF YOUR LIFE

Recreation Activity: “The Choice” game. Use 3 chests with a prize in each.

Purchase several small boxes from a craft or novelty store, or use small shoe boxes decorated. Place a prize in each box, but have one prize be much nicer than the other two. Have a member select a box, but do not open it. Then have another member select either the box just selected or one of the remaining boxes. Continue for several rounds. Announce that the next member to select a box will be the only choice for the entire tribe. Whatever is in the box will be the prize for each tribe member. Have enough of each prize to give to all members of the tribe.

Suggested prizes:

Tootsie Roll

“Hope” wrist band

Pencil

Dollar Bill or 50 cent piece

Small notepad

If a prize too large for a box is desired, place a piece of paper with the item name on it in the box.

Unit 2: Who Am I

Lesson 5: The Celebration Dance

The Cave of Wisdom

The Cave Opening: The Burning Bush

You have entered the “**Cavern of Embarrassment**”. When I AM provides us with success, we are to celebrate it as a way to show our praise and thanks to I AM. We should not be too embarrassed of God to celebrate what He does for us. Miriam couldn't wait to celebrate I AM's deliverance of the people through the Red Sea.

Circle of Fire: The Celebration Dance

Scripture: Ex. 15: 19-20 Miriam took a tambourine in her hand and all the women followed her, with tambourines and dancing. Miriam sang to them: “Sing to the Lord, for he is highly exalted. The horse and its rider he has hurled into the sea.”

Biblical Character(s): Miriam

Miriam knew what to do after crossing the Red Sea and seeing Pharaoh's army destroyed ... she grabbed her tambourine, gathered other women and started dancing. Success needs to be celebrated ... it is a gift from “I AM” and should be so noted. This was the Israelites first real taste of freedom. Three divine gifts sustained the Jewish people in the desert: the Manna, the Clouds of Glory, and the Well (Miriam's Rock). The Rock provided fresh water for the people and their cattle. It also made the desert bloom. The rolling rock accompanied the people on the journey.

Play the part of Miriam and tell the story of the Rock.

I AM: THE GREATEST BATTLE OF YOUR LIFE

Modern Character(s): Iraqi's tear down the statue.

A modern example of spontaneous rejoicing and celebration of deliverance is the Iraqi people. They had lived under the fear of execution by Saddam Hussein for over twenty years. Thousands had died under the brutal regime. But freedom had come as Hussein's forces were defeated by Coalition Forces.

How would the people react to liberation? Some continued fighting to keep their positions of power. But many others celebrated, even as the war continued. The crowd flowed into the square where the main statue to Saddam Hussein was located. With celebration and song they tore the statue off its pedestal.

These people had waited a long time for a celebration that could be done in freedom. Their joy is obvious in their dancing and singing.

Show video of Saddam statue toppling.

The Cave Dark Side Journey: Embarrassment can prevent you from rejoicing and praising God.

Key Learning for the Tribe: It's almost impossible to get depressed when you are celebrating, but you may get embarrassed. Learn to praise God and celebrate His love for you even in bad times. Don't be embarrassed to show how you feel about God's provision. Dance is still desirable to God and can overcome embarrassment. Write: "Never be embarrassed of God" in your notepad.

DUDLEY'S CAVE AND THE CIRCLE OF FIRE: THE CAVERNS OF DARKNESS

Craft: Tambourines

Purchase inexpensive tambourines from a craft store or Dollar Store. Have the members decorate the center of the tambourine and write their initials on it. The tambourines should be used in the Celebration time and then placed at the member's seating location around the Circle of Fire at the end of the class.



Recreation Activity: Have members do the celebration dance in a circle using the tambourines made in craft.

Show the Jewish Dance video and teach the dance.

I AM: THE GREATEST BATTLE OF YOUR LIFE

Unit 3: A Singing Heart



A life in tune with God has a heart that rejoices. In Isaiah 55:2, the Lord says *“Why spend money on what is not bread, and your labor on what does not satisfy? Listen, listen to me, and eat what is good, and your soul will delight in the richest of fare.”*¹ At the end of the life of each student, we hope that they will have a soul that is delighted by God’s Dream for them. A life that is lived in the manner God shows us in this verse is a life filled with a “Singing Heart” to the soul, a life filled with the Word of God. This is a lofty vision for the course, but a vision we must attempt with this unit. The caverns of darkness in this unit stand in the way of a Singing Heart.



Unit 3: A Singing Heart

Lesson 1: Relationships – How to become a Tigger

The Cave of Wisdom

The Cave Opening: The Burning Bush

You have entered the part of the cave where darkness seeks to destroy the joy of the heart. In Isaiah 55:2, the Lord said: *"Listen, listen to me, and eat what is good, and your soul will delight in the richest of fare."*¹ The dark forces responded with stale bread. You have entered the **"Cavern of Envy"**, the dark force that destroys relationships. Envy is jealousy taken to the level of wanting to destroy the source of the jealousy. This is a very dark part of the cave and can lead to your destruction.

Be ever diligent of what you feed your mind, the gateway to the heart and soul. Foul language, violence oriented movies, caustic music, and false teachings can poison the heart and starve the soul. Feed your mind "what is good" by listening to God and following His Dream for you.

Circle of Fire: Relationships - Loving others, even when wronged.

Scripture: Genesis 37: 5-11; 45: 14-15

Envy created by a dream:

⁵ Joseph had a dream, and when he told it to his brothers, they hated him all the more. ⁶ He said to them, "Listen to this dream I had: ⁷ We were binding sheaves of grain out in the field when suddenly my sheaf rose and stood upright, while your sheaves gathered around mine and bowed down to it."

⁸ His brothers said to him, "Do you intend to reign over us? Will you actually rule us?" And they hated him all the more because of his dream and what he had said.

I AM: THE GREATEST BATTLE OF YOUR LIFE

⁹ Then he had another dream, and he told it to his brothers. "Listen," he said, "I had another dream, and this time the sun and moon and eleven stars were bowing down to me."

¹⁰ When he told his father as well as his brothers, his father rebuked him and said, "What is this dream you had? Will your mother and I and your brothers actually come and bow down to the ground before you?" ¹¹ His brothers were jealous of him, but his father kept the matter in mind.

In verses 19-36, Joseph's brothers sell him into slavery to a Midianite caravan.

Forgiveness is necessary for a loving relationship.

¹⁴ Then he threw his arms around his brother Benjamin and wept, and Benjamin embraced him, weeping. ¹⁵ And he kissed all his brothers and wept over them. Afterward his brothers talked with him.

Biblical Character: Reuben

Joseph told the truth about his dreams to his brothers, but they were received as poison to the heart. Jealousy formed in the mind and spread as envy to the heart. There were 12 brothers, but only one tried to save Joseph from the envy of the others, Reuben. He persuaded his brothers to throw Joseph into a well and not kill him. Later Reuben planned to return to rescue Joseph. His plan failed. While Reuben was gone, a caravan appeared. Judah had the idea to sell Joseph into slavery and gain money. Judah would become the ancestor of the southern kingdom and King David and Jesus. He would require much forgiveness.

Play the part of Reuben and tell the story of the plan to rescue Joseph. As the first born, Reuben was responsible for the family. Jacob, the father, would be upset with Reuben over the loss of Joseph.

Show the Joseph into Slavery video "Poor, Poor Joseph" and "Envy" video.

DUDLEY'S CAVE AND THE CIRCLE OF FIRE: THE CAVERNS OF DARKNESS

Modern Character(s): "Don't hate me because I'm beautiful"

¹"Envy has a dark side which has largely been lost to twentieth-century thought. For at least a thousand years, a distinction has been made among envy, coveting, and jealousy. You are jealous to protect something you already have. You covet what you want but do not have. Coveting and jealousy are minor sins. But since medieval times, envy has been considered a major term for identifying the causes of human suffering. In many versions of the Seven Deadly Sins, envy took first or second place."

According to the New Catholic Encyclopedia, from envy come "hatred, calumny, detraction, and many types of malevolent behavior." According to the Bible, it's an evil that leads to quarrels, fights, disorder, and "every vile practice" (See James 3:14-4:2). The light that shines in the cave is "Giving Love". This can only be done through "Forgiveness" and leads to a right relationship. God has provided the forgiveness for us through His love for us by giving His Son. The relationship door is open to us.

Show the Pantene commercial video, "Don't hate me because I'm beautiful".

Show the video: Joseph Forgives

The Cave Dark Side Journey: Envy can lead to Pride, and God hates pride. God will give you what you need to achieve your Dream.

Key Learning for the Tribe: The Power of Giving Love. ⁴"Love is patient, love is kind. It does not envy, it does not boast, it is not proud. ⁵It does not dishonor others, it is not self-seeking, it is not easily angered, it keeps no record of wrongs.¹" Write: "Don't envy others" in your notepad.

¹1 Corinthians 13:4-5 (New International Version © 2010)

I AM: THE GREATEST BATTLE OF YOUR LIFE

Craft: Love or Peace Sign

Purchase “Love” and “Peace” wooden signs from a local craft store. Provide Acrylic tubes of paint and brushes. Have the members decorate the sign they choose. If you provide hooks, these small signs may be used as ornaments on a Christmas tree.



Recreation Activity: “The Foreign Traders”



The object of this recreation activity is to encourage members to form relationships.

Purchase or find several objects that the members would be interested in trading to get and a few that probably would not be desirable. In this activity, the tribe is divided into two groups. Neither is able to speak English, or the same language. Yet they must find a way to trade in order to get the items each group needs. Provide the selected trade items to each group and have them begin trading with the other group. Remind the groups that they cannot speak to each other.

Suggested trade items:

Hershey bars	Apples and Bananas
Music CD's	Jewelry and Watches
Canned food	Carrots and Celery
Screwdriver	Hammer
Glue	Pencils

Once all items have been traded by each group, have the tribe discuss the difficulties of communicating and forming a trusting relationship with the strange group.

¹ The Two Faces of Envy by Gerald Grow

Unit 3: A Singing Heart

Lesson 2: Never Give Up

The Cave of Wisdom

The Cave Opening: The Burning Bush

Have you ever had the opportunity to be the hero of the game only to fail? You see it all the time on television sports: the place kicker missed the winning field goal; the receiver dropped the ball in the end zone; the basketball player missed the shot at the buzzer; or the skater fell during the Olympic competition. You have entered the “**Cavern of Discouragement**”. This is the dark force of pre-determined defeat. It begins with “I cannot do it”. Have you ever heard the saying, “How do you know if you haven’t tried?” You probably have heard it from your parents when you refused to eat your food because you didn’t like it. But we also hear it when we give up on an activity without trying our best or when we try once and fail.

Discouragement keeps you from trying “a little bit more” and often that means defeat. A “Singing Heart” rejects discouragement and defeat. It continues on the journey of the Dream because it loves the Dream. It never gives up and quits. Love what you do and do what you love. This is the secret of overcoming discouragement: follow your Dream and love it with all of your heart.

Circle of Fire: Never give up!

Scripture: Mark 2: 1-12

Key Verse: ¹¹“I tell you, get up, take your mat and go home.”

I AM: THE GREATEST BATTLE OF YOUR LIFE

Biblical Character: The Paralytic & the Four

Discouragement can destroy our Dreams before we even get started on the journey. Sometimes we even need to depend on others for success. In our story today, Jesus was in town healing people and teaching. But to be healed, the people, like the paralytic, had to come to the house where Jesus was teaching. How would you get to Jesus if you had no means of transportation and could not walk? Would you plead with your friends to take you to the healer?

If you were one of the friends, would you have gone the extent to which the Four went to get your friend healed ... maybe? They were not sure Jesus would heal the paralytic, but they agreed that Jesus was able. But the crowds were so large. It would have been easy to give up, quit and go back home.

Act out the story as the Paralytic lying on the floor begging for help.

Show the Four Friends video of the healing on YouTube.com or dudleyscave.com.

Modern Character(s): Joel Weldon – “Success comes in cans not in cannots”

Joel Weldon has been a motivational speaker for over 30 years. I met him early in my career. His talk made a lasting impression on my career. Always go to the front of the parking lot to look for a space. Most people automatically assume all spaces are taken in the front. This is a discouraged, negative, “I can’t get the front row” action. If you don’t try, one thing for sure is that you will park farther from the entrance!

Show the Coyote video on YouTube.com.

Show videos Miracle in Mississippi; Facing the Giants; Michael Jordan Failures; Don’t Give Up (Dan Jansen); and Famous Failures on dudleyscave.com.

DUDLEY'S CAVE AND THE CIRCLE OF FIRE: THE CAVERNS OF DARKNESS

The Cave Dark Side Journey: Discouragement will cause you to give up on the Dream.

Key Learning for the Tribe: The Power of the Coyote. Never give up. Even when you think you have given your all, God can provide more. Write: "No Quitting" in your notepad.

Craft: Coyote Key Chain or Necklace; and the "Can Do Cans" crafts are suggested for this lesson.

Coyote Key Chain or Necklace

Purchase key chains from a craft store or at:

<http://www.zazzle.com/coyote+keychains>

Purchase leather string or medal chain to make a necklace if desired by member. Provide various colors of fingernail polish to use as paint. On the back of the medallion, have the members write "Can Do" and their initials using the fingernail polish.



Tell the tribe to carry or wear the Coyote medallion to remind them to "Never Give Up" on the Dream God has for them.

I AM: THE GREATEST BATTLE OF YOUR LIFE

Craft: Can Do Can

Purchase small cans of fruit juice. Do not open the cans. Print the “Can Do” labels using the page available online in Appendix 8 Craft or next page. Give each member one can and one label. Have them write their initials on the label, peel off the backing, and place the label around the juice can. This item should be kept on the member’s desk at home to remind them that they “Can Do” with God’s help.



DUDLEY'S CAVE AND THE CIRCLE OF FIRE: THE CAVERNS OF DARKNESS

"CAN DO"
"Never Quit"

Ingredients:
Commitment, Courage,
Goals, Imagination, Honesty,
Hard Work, Persistence,
Knowledge, and a Positive
"I Can Attitude"

"CAN DO"
"Never Quit"

Ingredients:
Commitment, Courage,
Goals, Imagination, Honesty,
Hard Work, Persistence,
Knowledge, and a Positive
"I Can Attitude"

"CAN DO"
"Never Quit"

Ingredients:
Commitment, Courage,
Goals, Imagination, Honesty,
Hard Work, Persistence,
Knowledge, and a Positive
"I Can Attitude"

"CAN DO"
"Never Quit"

Ingredients:
Commitment, Courage,
Goals, Imagination, Honesty,
Hard Work, Persistence,
Knowledge, and a Positive
"I Can Attitude"



I AM: THE GREATEST BATTLE OF YOUR LIFE

Recreation Activity: “Hidden Puzzles”

Print the Hidden Puzzles provided online in Appendix 6 Recreation or the next page and give each member a copy. These puzzles were found in the Charlotte News and Observer. They provide examples of: 1) “not giving up” until the solutions are all found and 2) seeking others help when stumped. Divide the tribe into pairs and have them solve all of the puzzles. The first pair to solve all puzzles wins. Have a prize available for the winners and prizes for those who “did not give up”.

DUDLEY'S CAVE AND THE CIRCLE OF FIRE: THE CAVERNS OF DARKNESS

Hidden Puzzle Art



I AM: THE GREATEST BATTLE OF YOUR LIFE

Unit 3: A Singing Heart

Lesson 3: God's Power

The Cave of Wisdom

The Cave Opening: The Burning Bush

Your journey now goes to the “**Cavern of Prejudice**”. This is the dark part of a person's heart that hates a group of people and seeks their destruction. In the last century, the Germans tried to annihilate the Jews in Europe. In Cambodia, millions of people were killed by a brutal regime after the fall of Vietnam. In Yugoslavia, thousands of Serbians were killed in a genocide attempt. In Dalfur, Sudan today, mass killings are creating an international crisis. You must remember that God created everyone and loves each person. To allow yourself to be prejudiced of someone or a group of people is to shut the love of others out of your heart. God's Dream for you cannot be found on this road.

Circle of Fire: Courageously love all people.

Scripture: Esther 5:1-3

Biblical Character: Haman of Persia

Haman was a rich ruler in the Persian Empire. He sought to be the right hand ruler to Xerxes, the ruler of Persia. Xerxes gave Haman a royal ring, giving Haman the power of the king's authority. Haman decreed that all people should show him honor and bow down to him. But Mordecai refused. This enraged Haman. He conspired to have the king decree a law that all Jews be killed on the 13th day of the 10th month. Haman's outrage against Mordecai was transferred to all people of Mordecai's religion.

Today we call this person a racist: one who regards or treats the members of a group (as a racial or ethnic group) with hatred and

DUDLEY'S CAVE AND THE CIRCLE OF FIRE: THE CAVERNS OF DARKNESS

intolerance. But God provided a way for the Jews to be spared. He placed Esther in the king's palace.

Act out the story of Haman's hatred for Mordecai the Jew.

Show the video of Esther approaching the king. Explain that anyone approaching uninvited before the king was to be killed unless the king spared the person.

Show the video of Esther's banquet and the undoing of Haman.

Modern Character(s): Nelson Mandela - born 18 July 1918) was the first President of South Africa to be elected in fully representative democratic elections, serving from 1994–1999. Before his presidency, Mandela was an anti-apartheid activist and leader of the African National Congress and its armed wing. He was convicted for sabotage and other crimes committed while he spearheaded the struggle against apartheid. He spent 27 years in prison for this, with many of those years being spent on Robben Island. In South Africa and internationally, Mandela became a symbol of freedom and equality for his opposition to apartheid, while the apartheid government and nations sympathetic to it condemned him and the ANC as communists and terrorists.

Following his release from prison on 11 February 1990, his support for reconciliation and negotiation helped lead the transition to multi-racial democracy in South Africa. Since the end of apartheid, he has been widely praised, even by former opponents.

Show the Mandela video in Appendix 2 on dudleyscave.com.

But you don't have to struggle for a long time to show that you are not prejudiced. Sometimes it happens in a quick moment of selflessness. A person riding the NY Subway became a hero when he saved a man who had a seizure and fell onto the tracks with a train coming.

I AM: THE GREATEST BATTLE OF YOUR LIFE

Davy Crocket boldly faced the Mexican army alone and demanded they surrender.”

Show the NY Subway Hero, and Davy Crocket videos on YouTube.com or dudleyscave.com.

The Cave Dark Side Journey: Prejudice blocks love which we are to give to everyone if we are to achieve our Dream.

Key Learning for the Tribe: The Power of our God. If only we have the courage to selflessly love all people and ask God, anything will be granted by Him. Write: “Love all People” in your notepad.

Craft: “Serving Bowl”

The purpose of the “Serving Bowl” is to remind us that we are to be selfless and serve others to bring forth God’s Power.

Purchase small wood or plastic bowls or gourds from craft store or local market. Provide small cans of paint of various colors and small paint brushes. Have the tribe members decorate the bowls by painting designs on each bowl. Allow to dry. Provide various kinds of candy for each bowl. Have the members share the candy with the person seated on each side of them around the Circle of Fire. Write on the bowl: “I am a Sharer.”

Recreation Activity: “Hang Haman” word game. Use this activity to review the “I AM” course to date with the words provided in the resource Appendix 6 Recreation on dudleyscave.com or the next page.

DUDLEY'S CAVE AND THE CIRCLE OF FIRE: THE CAVERNS OF DARKNESS

“Hang Haman” Word Game

<u>Thing</u>	<u>Person</u>	<u>Place</u>	<u>Emotion</u>
Burning Bush	Jacob	Mount Herob	Doubt
Dream	Martin King	Memphis	Fear
Cherubs	Randy Pausch	Red Sea	Negative
Berlin Wall	Ronald Reagan	Berlin	Trust
Fence	Thutmose	Egypt	Jealous
Celebration	Jeremiah	Jerusalem	Hopeless
Looking Glass	John Kennedy	The Cave	Remorse
Purpose	Samuel	Goshen	Singing
Snake	Moses	Nile River	Indecision
Rod & Staff	Nicodemus	Garden	Complain
Tambourine	Miriam	Desert	Choice
Butterfly	Joseph	Rooftop	Selflessness
Hammock	Paralytic	Golden Scepter	Prejudice
Coyote	Four Friends	Babylonia	Cowardice
Scaffold	Esther	Persia	Rejoice
Oznei Haman	Mordecia	Palace	Freedom
Barrier	Joel Weldon	Choice Point	Relationship

I AM: THE GREATEST BATTLE OF YOUR LIFE

Unit 3: A Singing Heart

Lesson 4: God's Pure Heart

The Cave of Wisdom

The Cave Opening: The Burning Bush

The next stop in the cave is the “**Cavern of Bitterness**”, the darkness of an injured heart. Life can deal you a lot of emotional pain, which can produce hatred, anger, and bitterness. In this lesson we will look at a wonderful gift from God ... a baby who would put out the fires of anger, remove our hatred of others, and replace our bitterness with the love of a pure heart.

Circle of Fire: Seeing God through a Pure Heart

Love is given by a pure heart.

Scripture: Matthew 5:8 “Blessed are the pure in heart, for they shall see God.”

Biblical Character: The Wisemen and a bitter little drummer boy.

Most of you know the story of the three Wisemen bringing gifts to the baby Jesus. They followed a star to Israel and King Herod's court. Scriptures told of the messiah being born in Bethlehem, the city of David. The Wisemen went there to pay homage to a new king.

Act the part of a Wiseman and tell the story of the little drummer boy, an orphan who had been mistreated by people. His heart was full of anger and hatred. But God provided a way to heal the little boy's pain. The caravan of the Wisemen came upon the boy in the desert thirsty and hungry. Joining the caravan, he would be fed more than physical food ... he would be fed love for others.

DUDLEY'S CAVE AND THE CIRCLE OF FIRE: THE CAVERNS OF DARKNESS

Show the ending of the video of The Little Drummer Boy. Review how his love for the injured lamb gave him a pure heart and he saw the baby Jesus. See Appendix 2 Youtube Videos Unit 3, God's Pure Heart, "The Little Drummer Boy" online at dudleyscave.com.

Jesus called us to "love our enemies". Show the video: "Love Your Enemies", also in Appendix 2.

Modern Character(s): Norman Palm. Show the video "Bitterness and Aftertaste". Norman is an example of a modern person who could have stayed in the Cavern of Bitterness as well. He is an artist living in Berlin and Mexico City. He put together a book of his designs set to music, but couldn't find a publisher willing to take the risk and expense. He could have allowed bitterness from rejection to destroy his Dream. But he didn't give up. He did it himself with a little company called Ratio Records. Now he enjoys continuing his work.

The Cave Dark Side Journey: Bitterness can turn you against others and God.

Key Learning for the Tribe: Bitterness is not a part of a pure heart. God wants us to love not hate each other. He sent His Son to us because of His great love for us. Write: "Have a pure heart" in your notepad.

Craft: Heart Ornament.

Purchase wood hearts and ornament hooks from a craft store. Drill a small hole in the top of the heart. Provide red paint for one side and stickers for the other side. Print the stickers on white label paper. Have members cut out the stickers and place on the back of the heart. Provide string and ornament hooks to connect to the top of the heart. See online Appendix 6 Craft or Figure 4.1 for the sticker print page.

Recreation Activity: "My Favorite Story". Have a member begin the tale and continue the story by having others add to it.

I AM: THE GREATEST BATTLE OF YOUR LIFE




Figure 4.1

Unit 3: A Singing Heart

Lesson 5 : Celebration – The Power of Rejoicing

The Cave of Wisdom

The Cave Opening: The Burning Bush

Welcome to the “**Cavern of Weeping**”. Mordecai and Esther were happy that the King had spared the Jewish people. But not everyone was happy. What about Haman’s wife and family? How would they deal with the loss? There will be times of crying along life’s journey, but you have a way to defeat it. God has given you the power of Rejoicing. Try it sometime. When you get low and want to cry, simply praise God and rejoice for all He has done for you.

Circle of Fire: The Art of Rejoicing

Scripture: Esther 8:15-16

The Triumph of the Jews

¹⁵ When Mordecai left the king’s presence, he was wearing royal garments of blue and white, a large crown of gold and a purple robe of fine linen. And the city of Susa held a joyous celebration. ¹⁶ For the Jews it was a time of happiness and joy, gladness and honor.

Biblical Character: Mordecai

Play the part of Haman’s wife weeping for the loss of Haman.

Show video: Show the video: Mordecai - Esther - Pt 7 of 10 (Full Movie) in Appendix 2 Unit 3 A Singing Heart, Celebration.

I AM: THE GREATEST BATTLE OF YOUR LIFE

Modern Character(s): Rabbi Levana-Yosef Katzman

Rabbi Levana-Yosef Katzman is an example of a modern day person who learned to love everyone and avoid bitterness by celebrating. Rabbi Katzman is the owner of 'A Cable to Jewish Life.'



Show the video in Appendix 2, Youtube Videos Unit 3 A Singing Heart, Celebration – The Power of Rejoicing titled “Dance Away a Happy Purim”.

The Cave Dark Side Journey: Weeping can be good or bad. It can help you overcome grieving, but can also lead to despair.

Key Learning for the Tribe: The Power of Rejoicing is far greater than the power of winning. Haman thought he had won the destruction of an entire people whom he hated. But winning can be very short lived. Rejoicing at God’s victory is far greater and eternal. Write: “Rejoice at God’s victories” in your notepad.

Craft: Gragger noise maker. To celebrate Purim, Hebrew people often make a noisemaker called a “Gragger” to make noise. Have each member make their own noisemaker for a celebration.



Gragger Information

<http://www.heritage.org.il/innernet/archives/gragger.htm>

How to Make a Gragger

The following links provide instructions on how to make a gragger:

<http://www.holidays.net/purim/gragger.html>

http://www.myjewishlearning.com/holidays/Jewish_Holidays/Purim/At_Home/Gragger.shtml

http://www.ehow.com/how_4449932_make-grogger-purim.html

DUDLEY'S CAVE AND THE CIRCLE OF FIRE: THE CAVERNS OF DARKNESS

Recreation Activity: Show the video: MESSIANIC DANCE FROM ROMANIA and have members do the dance. Also show the video: "Revilo's Cool Cat Dance" in Appendix 2.

I AM: THE GREATEST BATTLE OF YOUR LIFE

Postlude

Dudley's Cave and The Circle of Fire

BOOK ONE: THE CAVERNS OF DARKNESS

The celebration was great fun. The Tribe danced until we collapsed on the cavern floor. The light from the Fire seemed to burn in brilliance until the darkness of the cave was easily forgotten. Perhaps now Nimbah would show us the way out of the cave and back to our homes. My family was probably beginning to wonder where I had gone for so long.

It seemed as if Dudley and I had been in the cave only a short time, but it was probably much longer. We had gone a long distance down the cave tunnels and through the caverns. I was becoming lost and not sure I could find the way back to the cave entrance. But Dudley showed no interest in going back the way we had come. It was simply too scary for him, and there were no treats along the way!

Suddenly the Fire faded and Nimbah picked up the fire pot. As she turned toward the far side of the cavern, the darkness fell around us and the atmosphere began to chill my skin. Dudley came up to me and begged to be held. As I picked him up, Nimbah said, "The Tribe has done well so far, but the journey to God's Dream for each of you is not over."

The darkness of the cavern wall became even darker and I could see another tunnel leading into even deeper darkness. A mist floated out of the opening and the sound of flowing water could be heard. I thought it strange that we had not heard the sounds or seen the tunnel opening during the celebration. It was almost as if the cave was alive and the caverns were dark hearts within it.

"Follow the light of the Fire and stay close to each other" Nimbah spoke softly. "The next cavern is the deepest part of the cave and filled with

DUDLEY'S CAVE AND THE CIRCLE OF FIRE: THE CAVERNS OF DARKNESS

much evil and darkness. If you stray from the Fire, I cannot help you to return home. You will become lost on a journey to nowhere.”

The journey was not over. We were just beginning a deeper search. The next part of the journey would be even darker than the first part. Would I ever be able to return home? What did Nimbah mean, “lost on a journey to nowhere”? It was really frightening to think that Nimbah would not be able to help us away from the Fire. I moved in closer to her and noticed that the other Tribe members did the same.

The journey continues in Book Two: God’s Dream. Join Dudley, Nimbah, the “I AM Tribe”, the Circle of Fire, as they seek the Dream of God.

I AM: THE GREATEST BATTLE OF YOUR LIFE

A Note from the Author

“Change” is a popular concept now. But knowing what we are changing to is as important as changing. Middle School students are changing rapidly: physically, mentally, and emotionally. What they are changing to is often determined by peers, television, movies, family, and sports. These may not be the best sources of wisdom for correct choices.

I spent most of my career developing and implementing corporate change. The opportunity to teach this age group was a very interesting application of change skills. For any change, I have always stressed to “begin with the end in mind.” This course is no different. The end I seek is to “develop the wisdom to find the Dream” in each member. Please note, I do not claim to be able to reveal the Dream for each student during this course. Only God can do that! However, gaining the wisdom to seek the Dream and make the correct choices in life will help the members to follow God to the Dream.

In the student book, I use Dudley, a puppy, as one of the main characters. At the time my wife and I taught this course, I did not have a pet. We thought travel and freedom were more important. But shortly after completion of the course, I met Dudley, a “Cockapoo” puppy and fell in love with him. I use him as a character in the manner of his real behavior. Naturally “Dudley’s Cave” is fictional; however, my visits to New Mexico, a place we love, are my backdrop for the cave.

Additional online support for this course is available at dudleyscave.com. This site provides easy access to videos and other material.

Finally, since it is almost impossible to get this age group to sit quietly, the course is designed to be scary, noisy, and fast paced. In each cavern, the youth will be introduced to good and bad, light and dark sides of the cave. The “Burning Bush” brings characters of the light while the “Tree of Darkness” brings characters of darkness. The “Fire”, which is the center of the lesson gathering or “Circle of Fire”, represents the “light” of Christ which the students will meet as they journey through the cave.

Appendix 1: References

¹ The Two Faces of Envy by Gerald Grow

² The Holy Bible, New International Version, Copyright 1973, 1978, 1984
by International Bible Society

³ The Thinking Man Clipart - Image from: Aragga's photostream
<http://www.flickr.com/photos/42338073@N07/>

I AM: THE GREATEST BATTLE OF YOUR LIFE

All videos are located on [Youtube.com](https://www.youtube.com) or link to video on [dudleyscave.com](https://www.dudleyscave.com) under Appendix 2 Youtube Videos.

Appendix 2: Video Resources

Videos for “Into the Cave” are:

1. Jeremiah Receives the Dream
2. Nelson Mandela's Dream
3. Elijah the Prophet
4. Jacob's Stairway to Heaven
5. Martin Luther King Speech
6. Moses - Burning Bush
7. Lottie Moon (2)
8. Moses - Red Sea
9. The Fall of the Berlin Wall
10. Martin Luther - "Here I Stand"
11. Pharaoh, Pharaoh Dance (2)
12. Dance Like David (2)

Videos for “Who Am I” are:

1. Joshua at Jericho
2. Randy Pausch on Oprah
3. God's Dream for Jeremiah
4. JFK Inaugural Address
5. Jeremiah was a Bullfrog
6. He Knows My Name
7. I am David
8. David Archuleta
9. Spirit of the Lord
10. Dance Like David Danced
11. Nicodemus and Jesus
12. To Save a Friend
13. Mike Monsoor - A Hero
14. Medal of Honor
15. Three Wooden Crosses
16. Messianic Dance
17. Jewish Dance
18. Saddam Statue Toppled

Videos for “A Singing Heart” are:

1. Joseph Sold Into Slavery
2. Joseph Forgives His Brothers
3. Jonathan and David

DUDLEY'S CAVE AND THE CIRCLE OF FIRE: THE CAVERNS OF DARKNESS

4. Envy
5. Don't Hate Me
6. Four Friends
7. Dan Jansen
8. Famous Failures
9. Facing the Giants
10. Michael Jordan on Failure
11. Miracle in Mississippi
12. Joel Weldon - Coyote Power & Little Things
13. Love Your Enemies
14. Little Drummer Boy
15. Bitterness and Aftertaste
16. Xerxes, King of Kings
17. Esther (2)
18. Davy Crocket
19. William Travis
20. NY Subway Hero
21. Courage to Stand
22. Mandela
23. Mordecai
24. Revilo's Cool Dance
25. Purim Festivities in Jerusalem
26. Celebrating Purim
27. Dance Away a Happy Purim

I AM: THE GREATEST BATTLE OF YOUR LIFE

Appendix 3: Props

^a Camp Fire: Flame Light, Hanging Mini Flame, 2 Bulb, AC Powered may be purchased online from LittleBrightLights.com or LightsforallOccasions.com. Place a brown colored sheet on the floor in the middle of The Cave. Make a circle of stones in the center of the sheet and place a circle of stones around the Flame Light.



^b Burning Bush: Flame Light, Hanging Mini Flame, 2 Bulb, AC Powered may be purchased online from LittleBrightLights.com or LightsforallOccasions.com. Place a small table in the middle of one side of The Cave. This will be the teaching side of the room. Use a small bucket for the base of the bush. Place Styrofoam in the bucket. Purchase bush limbs from a craft store or use cut limbs. Place the Flame Light on the bucket and use the bush limbs to surround and hold the light.



^c Tree of Knowledge: Purchase brown paper roll from home improvement store. Make a base and vertical support from wood. Cover Noodles with the brown paper to form tree limbs and attach to the frame with wire. Spray paint glow in the dark paint over the limbs and place glow in the dark worms or snakes on them. Purchase a black light and place it in location to shine on the tree. This should make a fairly creepy scene.



Noodles – use to make the branches of the Tree of Darkness.

Glow toy snakes and bugs purchased to go on the Tree.

Black light – used to cause glowing effect.

DUDLEY'S CAVE AND THE CIRCLE OF FIRE: THE CAVERNS OF DARKNESS

d Elijah's costume: Purchase some inexpensive, stripped or plaid material and fashion a robe to fit the instructor. Use a rope for the belt and attach a small bag to it. Use a piece of material to make a shepherds head piece. Cut a pole for a staff. Basically, Elijah should appear like a shepherd in the Bible.



e Nimbah, the Keeper of the Cave and Fire: Obtain white material and fashion a robe and head piece. Use a purple strip of material for a belt. Try to make an American Indian woman.



f Dudley, the curious Cockapoo, is featured in the student books. You may use a stuffed toy dog in the Cave.



***iAm:* THE GREATEST BATTLE OF YOUR LIFE**

Appendix 4: Skits and Songs

Pharaoh, Pharaoh

Pharaoh, Pharaoh (Alternate Version)

DUDLEY'S CAVE AND THE CIRCLE OF FIRE: THE CAVERNS OF DARKNESS

Pharaoh, Pharaoh

Music by Richard Berry, lyrics unknown. Additional lyrics by Mah Tovv (Brotsky/Chasen/Zweiback).

CHORUS: Pharaoh, Pharaoh, whoa baby, let my people go! (2x)

A burnin' bush told me just the other day
That I should go to Egypt and say,
"It's time to let my people be free -
Listen to God if you won't listen to me!"

CHORUS: Pharaoh, Pharaoh, whoa baby, let my people go! (2x)

Well me and my people goin' to the Red Sea,
With Pharaoh's best army comin' after me.
I took my staff, stuck it in the stand,
And all of God's people walked on dry land.
Singin...

CHORUS: Pharaoh, Pharaoh, whoa baby, let my people go! (2x)

Now Pharaoh's army was a-comin' too,
So whattaya think that God did do?
Had me take my staff and clear my throat,
And all of Pharaoh's army did the dead man's float.

CHORUS: Pharaoh, Pharaoh, whoa baby, let my people go! (2x)

Well that's the story of the stubborn goat.
Pharaoh should've know that chariots don't float.
The lesson is simple, it's easy to find,
When God says, "GO!" you had better mind!

Guitar chords:

E A Bm A E A Bm A
Pharaoh, Pharaoh, whoa baby, let my people go!

I AM: THE GREATEST BATTLE OF YOUR LIFE

Pharaoh, Pharaoh (alternate version)

Chorus:

Pharaoh, Pharaoh, whoa whoa
Let my people go!
Yeah yeah yeah yeah yeah
Pharaoh, Pharaoh, whoa baby,
Let my people go!

Well the burning bush told me come on down
Take off your shoes you're on holy ground
Got to get my people out of Pharaoh's hand
And lead them to the promised land.

(chorus)

Well me and my people go into the Red Sea
Pharaoh's army coming after me
I raised my rod and stuck it in the sand
And all of God's people walked across on dry land.

(chorus)

Bridge

Well Pharaoh's army was a coming too
So what do you think that I did do?
I raised my rod and I cleared my throat
And all Pharaoh's army did the dead man's float.

Pharaoh, Pharaoh, whoa whoa
Let my people go!
Yeah yeah yeah yeah yeah
Pharaoh, Pharaoh, whoa baby,
Let my people go!
I said Pharaoh, Pharaoh whoa whoa
Let my people go!
Let my people go!
Let my people go!

Let 'em go!

Dudley's Cave and The Circle of Fire

BOOK ONE: THE CAVERNS OF DARKNESS

Appendix 5: Course Schedules

The Course Schedules provide a detailed overview of the contents of each unit of instruction. It is hoped that this will help the teacher to prepare in advance for activities requiring the purchase or preparation of material, in particular crafts. Depending on holidays, the teacher may want to substitute more seasonal craft or recreational activities.

The time indicated is approximate length for each segment within a lesson. Since the author taught the course on Wednesday evenings from 6:30 to 7:30, the clock time is used for the schedule.

Links to all media content is online at dudleyscave.com. Internet connection is required if the media is to be shown directly from the website (recommended). If internet connection is not available in the classroom used, download the media using Real Player Plus SP available at <http://www.realplayer-plus.com/> for \$39.99 and is well worth the expenditure. You may then show the media on your classroom computer or burn a DVD for viewing on a video player. The author did the latter as no internet connection was available in the Cave.

The following pages contain the course schedules for Book One: The Caverns of Darkness.



The Greatest Battle: Into the Cave
I Am Tribe (11 thru 13 Years)

Period	Activity/Week	Week 1	Week 2	Week 3	Week 4	Week 5	Week 6
6:30- 7:00	Into the Cave	The Beginning of Wisdom	Hiding in a Cave	The Greatest Battle	The Burning Bush	The Journey of My Life	Celebrate!
	Burning Bush	The Cave & The Circle of Fire	The dark forces of life	The power of a dream and the forces against it.	Committing to God	Overcoming obstacles that limit us.	Celebrate God's provision to others
	Biblical Character	Jeremiah	Elijah	Jacob	Moses	Moses	Pharaoh Thutmose III
	Modern Character	Nelson Mandela	Martin Luther	Dr. Martin Luther King	Charlotte Digges (Lottie) Moon	East Berlin People	Chris Tomlin
	Key Verse	Jeremiah 1:5	1 Kings 18:19-40, 19: 3-13	Gen. 32:22-26	Ex 3:2-5	Ex 4:1-5	Ex 2:23
	Media	Videos: Jeremiah and Mandela	Videos: Elijah the Prophet - Part 2 and Martin Luther - A Nail on the Door	Videos: Jacob's Stairway to Heaven and Dr. ML King	Videos: "Moses and the Burning Bush" and "A Life of Significance"	Videos: Moses parts the Red Sea/Fall of Berlin Wall	Video: Pharaoh, Pharaoh
	Cave Dark Side Journey	The Cave Opening	Fear	Unbelief	Un-Commitment	Obstacles	Jealousy
	Cave Learning	God formed us with a Dream	Power of God's Provision	Power of a Dream	Power of I Am Knowing I am	Power of Trust	Power of Sharing Celebration
	Craft	Circle of Fire Headband	"I Am T-Shirt"	Dream Ladder	"I Am Committed" Bookmark	"New Purpose" Fence	Flutes
	Recreation Activity	Entry to the cave is Recreation	"Famous People" Name the character	"Paper Towel Tube Battle"	"Blind Snake Pit Crossing"	The "Wall" or "The Web"	"Blind Ice Cream Sundae"
7:00-7:15							
7:15-7:30							



The Greatest Battle: Knowing Myself

I Am Tribe (11 thru 13 Years)

Period	Activity/Week	Week 7	Week 8	Week 9	Week 10	Week 11
6:30- 7:00	Who Am I	Achieving Dreams	Created for a Purpose	Me and God	Who Am I	Celebrate!
	Burning Bush	"It ain't over until it's over."	Why me, Lord?	Communicating with God. "Dancing before the Lord"	Choice Points of Life	The Celebration Dance
	Biblical Character	Joshua	Jeremiah	David	Nicodemus	Miriam
	Modern Character	Randy Pausch	John F Kennedy	David Archuleta	Michael Monsoor	Iraqi's
	Key Verse	Joshua 24:15	Jer 1:5; 29:11	Is. 41: 13; 2 Samuel 16:14	John 3:4; 10	Ex 15:19-20
	Media	Video: Randy Pausch's Oprah Talk	Video: Pres. John Kennedy Inaugural Address	Video: I Am David/ Archuleta sings at age 13	Videos: Three Wooden Crosses & Medal of Honor	Video: Jewish Dance
	Cave Dark Side Journey	Negative Attitudes	Hopeless	Remorse	Indecision	Embarrassment
7:00-7:15	Cave Learning	Power of Positive	Power of a Purpose	Power of Music	Power of Choice	Power of Dancing
7:15-7:30	Craft	"Tigger or Eeyore" Attitude Ruler	"The Looking Glass"	"The Singing Harp"	"Be a Butterfly" plaque	Tambourines
	Recreation Activity	"Attitude Crossword Puzzle"	"Who Am I"	"Name the Group"	"The Choice"	"Yummy's"

JWILL
The Greatest Battle: Being Joyful
I Am Tribe (11 thru 13 Years)

Period	Activity/Week	Week 12	Week 13	Week 14	Week 15	Week 16
6:30 - 7:00	A Singing Heart	Relationships	Never Give Up	God's Power	God's Pure Heart	Celebrating
	Burning Bush	Loving others even when wronged	Can's vs Cannot's	Anything you ask with courage	Seeing God through a Pure Heart	The Celebration dance
	Biblical Character	Joseph's dream	Paralytic & 4	Haman & Esther	Wiseman & Drummer Boy	Mordecai
	Modern Character	Pantene Commercial	Joel Weldon	Nelson Mandela	Norman Palm - Song	Rabbi Levana-Yosef Katzman
	Key Verse	Ge. 37:5-11; 45:14-15	Mark 2:1-12	Esther 5:1-3; Mark 14:12-14	Matthew 5:8	Esther 8:15-16
	Media	Video: Poor Poor Joseph; Envy; Joseph Forgives	Videos: Paralytic & Joel Weldon's Coyote; Miracle in Mississippi; Facing the Giants; Michael Jordan Failures; Don't Give Up (Dan Jansen); Famous Failures	Video: Esther goes to the King; Esther's banquet; Mandela; NY Subway hero; Davy Crockett	Videos: Little Drummer Boy; Love Your Enemies; Bitterness and Aftertaste	Videos: Mordecai - Esther - Pt 7 of 10; Dance Away a Happy Purim; MESSIANIC DANCE FROM ROMANIA; "Revilo's Cool Cat Dance"
	Cave Dark Side Journey	Envy	Discouragement	Prejudice	Bitterness	Weeping
7:00-7:15	Cave Learning	Forgiveness	Power of the Coyote	Selflessness	Pure Heart of Love	The Power of Rejoicing
	Craft	Love/Peace Sign	Coyote Key Chain/ "Can Do Can"	"Service Bowl"	Heart Ornament	Gragger Purim Noisemaker
7:15-7:30	Recreation Activity	"Foreign Traders"	Hidden Puzzles	"Hang Haman"	"My Favorite Christmas Story"	Dancing in the Street

Dudley's Cave and The Circle of Fire

BOOK ONE: THE CAVERNS OF DARKNESS

Appendix 6 Recreation Book One

All Recreation instructions and resources are located on dudleyscave.com under Appendix 6 Recreation or in the lesson.

- Famous People
- Attitude Crosswords
- Blind Snake Pit Crossing
- Blind Sundae
- Dancing in the Street
- Foreign Traders
- Hang Haman Word Game
- Hidden Puzzles
- My Favorite Christmas Story
- Name the Music Group
- Paper Tube Battle
- Pharaoh Lyrics
- The Choice
- The Web or The Wall
- Who Am I Game
- "Yummy's"

I AM: THE GREATEST BATTLE OF YOUR LIFE

BOOK ONE: THE CAVERNS OF DARKNESS

Appendix 7 Other Resources

None for Book One.

Appendix 8 Craft

- Attitude Ruler
- Be a Butterfly
- Bookmark
- Can Do Cans
- Circle of Fire Headband
- Coyote Key Chain
- Dream Ladder
- Flute
- Gragger Purim Noise Maker
- Heart Ornament
- I am T-Shirt Logo Transfer
- Love or Peace Sign
- New Purpose Fence
- Service Bowls
- Singing Harp
- Tambourines
- The Looking Glass

All Craft instructions and resources are located on dudleyscave.com under Appendix 8 Craft.